

**NAAL Championship 2018 - 7/7/2018**

**Results - 11 & Over Championships**

**Event 7 Girls 11-12 200 SC Meter Medley Relay**  
**Champs Conv: 2:20.85 6/21/2014 Westover Wild Orcas**  
**M Taylor, S Mines, E Collins, R Brinkmann**

| Team                        | Relay                    | Finals Time |    |
|-----------------------------|--------------------------|-------------|----|
| 1 FROGS                     | A                        | 2:23.58     | 14 |
| 1) Banister, Ava 12         | 2) Langenohl, Corinna 12 |             |    |
| 3) Boudreaux, Sydney 12     | 4) Mashayekhi, Susan 11  |             |    |
| 2 WO                        | A                        | 2:32.52     | 10 |
| 1) Stogner, Mackenzie 12    | 2) Rizk, Chloe 12        |             |    |
| 3) Stovall, Ella 12         | 4) Spevak, Emme 12       |             |    |
| 3 TC                        | A                        | 2:35.00     | 8  |
| 1) Garza, Eliana 12         | 2) Hoyt, Makena 12       |             |    |
| 3) Mongenel, Ella 11        | 4) Walter, Lola 11       |             |    |
| 4 ARRST                     | A                        | 2:38.30     | 6  |
| 1) Breton, Amelie 11        | 2) Yaksh, Anya 12        |             |    |
| 3) Tripp, Brynna 12         | 4) Williford, Laney 11   |             |    |
| 5 BWBW                      | A                        | 2:38.35     | 4  |
| 1) Manning Lorino, Nikki 12 | 2) Blake, Lucy 12        |             |    |
| 3) Novinger, Madeleine 12   | 4) Mangum, Paige 12      |             |    |
| 6 GHJL                      | A                        | 2:44.26     | 2  |
| 1) Jagggers, Phoebe 12      | 2) Score, Tayla 11       |             |    |
| 3) Scott, Farrah 11         | 4) Deviney, Ava 11       |             |    |
| 7 JCC                       | A                        | 2:44.79     |    |
| 1) Vedder, Danika 11        | 2) McIntosh, Megan 12    |             |    |
| 3) Kuhn, Lucy 12            | 4) Gardner, Addie 12     |             |    |
| 8 FROGS                     | B                        | 2:45.76     |    |
| 1) Faulkner, Melanie 12     | 2) Reif, Samantha 12     |             |    |
| 3) Reynolds, Samantha 12    | 4) Price, Karla 12       |             |    |
| 9 ARRST                     | B                        | 2:58.05     |    |
| 1) Lee, Erica 12            | 2) Segars, Avery 12      |             |    |
| 3) Jey, Kavya 11            | 4) Sabnis, Avni 11       |             |    |
| 10 TC                       | B                        | 2:59.89     |    |
| 1) Galant, Gray 11          | 2) Dahse, Audrey 11      |             |    |
| 3) Harbers, Amanda 11       | 4) Taylor, Grace 12      |             |    |
| 11 GHJL                     | B                        | 3:00.86     |    |
| 1) Thompson, Luci 11        | 2) Cohen, Taryn 11       |             |    |
| 3) Gonzalez, Ella 12        | 4) Gossett, Charlotte 12 |             |    |
| 12 BWBW                     | B                        | 3:01.97     |    |
| 1) Risinger, Alivia 12      | 2) Taylor, Avery 11      |             |    |
| 3) Deaton, Rachel 12        | 4) Lind, Kelsey 12       |             |    |

**Event 8 Boys 11-12 200 SC Meter Medley Relay**  
**Champs Conv: 2:21.97 6/23/2013 Gators Swim Team**  
**B Player, M Lane, R Rogers, M Cipleu**

| Team                  | Relay                | Finals Time |    |
|-----------------------|----------------------|-------------|----|
| 1 BWBW                | A                    | 2:24.85     | 14 |
| 1) Frank, Gunnar 12   | 2) Hays, ZJ 11       |             |    |
| 3) Underwood, Josh 12 | 4) Truss, Grayson 11 |             |    |

|                       |                       |         |    |
|-----------------------|-----------------------|---------|----|
| 2 GHJL                | A                     | 2:31.04 | 10 |
| 1) Furse, Spencer 12  | 2) England, Dylan 12  |         |    |
| 3) Betron, Andrew 11  | 4) Poppo, Adrian 12   |         |    |
| 3 ARRST               | A                     | 2:36.99 | 8  |
| 1) Mieskoski, Zeke 11 | 2) Mastrian, Ty 12    |         |    |
| 3) Yount, Tyler 11    | 4) Nowell, Pierce 12  |         |    |
| 4 FROGS               | A                     | 2:40.37 | 6  |
| 1) Stone, Samuel 11   | 2) Estavillo, Nick 12 |         |    |
| 3) Klabunde, Logan 12 | 4) Acosta, Gavin 12   |         |    |
| 5 TC                  | A                     | 2:40.47 | 4  |
| 1) Poulsen, Ryan 12   | 2) Lucas, Nathan 12   |         |    |
| 3) Mitchell, AJ 12    | 4) Martinez, Carlo 12 |         |    |
| 6 BWBW                | B                     | 2:44.87 | 2  |
| 1) Childs, Jackson 12 | 2) Hogan, Cael 11     |         |    |
| 3) Reed, Nash 11      | 4) Zimmerman, Owen 11 |         |    |
| 7 FROGS               | B                     | 3:02.07 |    |
| 1) Bhalani, Jash 12   | 2) Morgan, Derek 12   |         |    |
| 3) Johnson, Andrew 12 | 4) Felker, Aiden 11   |         |    |
| 8 ARRST               | B                     | 3:16.66 |    |
| 1) Cogwin, John 11    | 2) Gier, Haven 11     |         |    |
| 3) Noesser, Chance 12 | 4) Cheng, Jason 11    |         |    |
| 9 WO                  | A                     | 3:26.27 |    |
| 1) Novak, Matthew 12  | 2) Hahn, Gavin 12     |         |    |
| 3) Jobe, Liam 11      | 4) Bauer, Zane 11     |         |    |
| --- GHJL              | B                     |         | DQ |
| 1) Minter, Evan 11    | 2) Shafer, Owen 12    |         |    |
| 3) Dean, Ryan 12      | 4) Means, Drew 11     |         |    |

**Event 9 Girls 13-14 200 SC Meter Medley Relay**  
**Champs Conv: 2:14.33 6/24/2007 Balcones Woods Blue Wave**  
**Z JAMES, S KISER, S TORABI, A OLSEN**

| Team                             | Relay                     | Finals Time |    |
|----------------------------------|---------------------------|-------------|----|
| 1 FROGS                          | A                         | 2:22.28     | 14 |
| 1) Klabunde, Kayla 14            | 2) Dulin, Kennedy 14      |             |    |
| 3) Burchett, Emily 14            | 4) Faulkner, Samantha 14  |             |    |
| 2 BWBW                           | A                         | 2:28.37     | 10 |
| 1) Sears, Alexandra 14           | 2) Easter, Amanda 14      |             |    |
| 3) Chalk, Mia 13                 | 4) Hesse, Annika 14       |             |    |
| 3 ARRST                          | A                         | 2:28.53     | 8  |
| 1) Mieskoski, Ava 13             | 2) DeVore, Ashleigh 13    |             |    |
| 3) Cheng, Flora 13               | 4) Ruiz, Cindy 13         |             |    |
| 4 WO                             | A                         | 2:29.61     | 6  |
| 1) Stromberger, Elizabeth Ann 13 | 2) Schiesser, Avery 13    |             |    |
| 3) Schock, Mia 13                | 4) Bils, kat 14           |             |    |
| 5 GHJL                           | A                         | 2:37.75     | 4  |
| 1) Pascoe, Morgan 13             | 2) Tracy, Elle 14         |             |    |
| 3) Lampert, Brynn 13             | 4) Ortiz, Katya 13        |             |    |
| 6 FROGS                          | B                         | 2:39.99     | 2  |
| 1) Jensen-Buchanan, Dasha 13     | 2) Talkington, Madison 14 |             |    |
| 3) Espejo, Kate 13               | 4) DeFelice, Jaydin 14    |             |    |



## NAAL Championship 2018 - 7/7/2018

## Results - 11 &amp; Over Championships

**(Event 9 Girls 13-14 200 SC Meter Medley Relay)**

| Team                      | Relay                 | Finals Time |
|---------------------------|-----------------------|-------------|
| 7 BWBW                    | B                     | 2:41.98     |
| 1) Dworin, Jillian 14     | 2) Crosier, Lola 13   |             |
| 3) Sheppard, Stephanie 13 | 4) Lung, Opal 13      |             |
| 8 WO                      | B                     | 2:45.98     |
| 1) Kelly, Alex 13         | 2) Bauer, Claire 13   |             |
| 3) Bauer, Lily 13         | 4) Boullion, Chloe 13 |             |
| 9 ARRST                   | B                     | 2:49.11     |
| 1) Briggs, Delaney 14     | 2) Erway, Megan 13    |             |
| 3) Beeman, Nicole 13      | 4) Pelache, Sophia 14 |             |

**Event 10 Boys 13-14 200 SC Meter Medley Relay**

Champs Conv: 2:08.81 6/28/2015 Gators Swim Team

R Rogers, M Lane, K Livingston, A Skowronski

| Team                        | Relay                   | Finals Time |
|-----------------------------|-------------------------|-------------|
| 1 BWBW                      | A                       | 2:14.58 14  |
| 1) Truss, Tyler 13          | 2) Milam, Max 14        |             |
| 3) Hays, Chase 13           | 4) Collier, George 13   |             |
| 2 GHJL                      | A                       | 2:16.96 10  |
| 1) Dale, Fred 13            | 2) Dale, Jack 14        |             |
| 3) Furse, Wyatt 14          | 4) Minter, Perrin 14    |             |
| 3 TC                        | A                       | 2:22.17 8   |
| 1) Kolecki, Ace 13          | 2) Hagler, Zane 14      |             |
| 3) Lucas, Mark 14           | 4) Strader, Ryan 13     |             |
| 4 ARRST                     | A                       | 2:25.06 6   |
| 1) Gopal, Eashaan 14        | 2) Mastrian, Luke 13    |             |
| 3) Gier, Logan 14           | 4) Lollar, Aaron 14     |             |
| 5 GHJL                      | B                       | 2:26.66 4   |
| 1) Crowley, Josh 13         | 2) Gossett, Walker 14   |             |
| 3) McDonald, Liam 13        | 4) Means, Grant 13      |             |
| 6 FROGS                     | A                       | 2:29.72 2   |
| 1) Wilhelmi, Jackson 14     | 2) Morgan, Dominic 14   |             |
| 3) Snopel, Ian 13           | 4) Albaugh, Aidan 13    |             |
| 7 JCC                       | A                       | 2:38.36     |
| 1) Wagner, Mike 14          | 2) Hester, Jack 14      |             |
| 3) Ratcliffgardy, Vinson 11 | 4) Friday, Anderson 12  |             |
| 8 BWBW                      | B                       | 2:41.45     |
| 1) Lung, Charles 11         | 2) Calkins, Connor 14   |             |
| 3) LaChance, Jack 14        | 4) Burgess, Will 13     |             |
| 9 ARRST                     | B                       | 2:51.33     |
| 1) Etheridge, Daniel 14     | 2) Deelman, Jack 13     |             |
| 3) Whitworth, Toby 13       | 4) Rosenbeck, Cayden 14 |             |
| 10 FROGS                    | B                       | 2:59.45     |
| 1) Gooch, Carson 11         | 2) Payton, Will 12      |             |
| 3) Gooch, Connor 13         | 4) Hall, Ryan 11        |             |
| --- WO                      | A                       | DQ          |
| 1) Rumrich, Nathaniel 14    | 2) Martinez, Aidan 14   |             |
| 3) Schiesser, Ben 13        | 4) Morgan, Kyle 14      |             |

**Event 11 Women 15-18 200 SC Meter Medley Relay**

Champs Conv: 2:10.28 6/26/2010 Westover Wild Orcas

A Worrel, L Germain, H Gordon, J Greenberg


| Team                    | Relay                       | Finals Time |
|-------------------------|-----------------------------|-------------|
| 1 BWBW                  | A                           | 2:17.84 14  |
| 1) Hays, Jules 15       | 2) Goodman, Ellie 17        |             |
| 3) Blake, Daisy 16      | 4) Schmidt, Olivia 17       |             |
| 2 FROGS                 | A                           | 2:19.11 10  |
| 2) Moates, Maddy 17     | 4) Langenohl, Tressa 15     |             |
| 3) Hall, Morgan 18      | 4) Langenohl, Tressa 15     |             |
| 3 ARRST                 | A                           | 2:25.60 8   |
| 1) Foster, Kailey 15    | 2) Cornwell, Megan 15       |             |
| 3) Emmerson, Lucy 18    | 4) Proden, Michelle 16      |             |
| 4 BWBW                  | B                           | 2:31.93 6   |
| 1) Pobst, Kelsey 17     | 2) Schooler, Rebecca 17     |             |
| 3) Fann, Carmen 17      | 4) Manning Lorino, Allie 17 |             |
| 5 JCC                   | A                           | 2:36.90 4   |
| 1) Wagner, Emmy 16      | 2) Anisimova, Anya 13       |             |
| 3) Gaines, Asia 13      | 4) Watson, Alex 13          |             |
| 6 FROGS                 | B                           | 2:43.86 2   |
| 1) Valim, Audrey 18     | 2) Langenohl, Seriana 17    |             |
| 3) Stohrer, Chandley 16 | 4) Taylor, Ava 13           |             |
| 7 GHJL                  | A                           | 2:47.76     |
| 1) Pennies, Brooklyn 13 | 2) Score, Terin 13          |             |
| 3) Suarez, Amanda 18    | 4) Ortiz, Valeria 15        |             |
| --- ARRST               | B                           | DQ          |
| 1) Bindel, Caroline 12  | 2) LaFeber, Allie 12        |             |
| 3) Beeman, Taylor 11    | 4) Harkness, Campbell 11    |             |
| --- WO                  | A                           | NS          |
| 1) Corder, Lauren 13    | 2) Farra, Sanaa 14          |             |
| 3) Ligarde, Mary 11     | 4) Liedeker, Erin 13        |             |
| --- TC                  | A                           | NS          |
| 1) Dysart, Alyse 16     | 2) Gilkey, Dylan 13         |             |
| 3) Poulsen, Ashley 15   | 4) King, Natalie 14         |             |

**Event 12 Men 15-18 200 SC Meter Medley Relay**

Champs Conv: 1:55.62 6/26/2011 Forest Area Swim Team

C Quintero, B Bogues, P Loaiza, R Buckner

| Team                  | Relay                  | Finals Time |
|-----------------------|------------------------|-------------|
| 1 BWBW                | A                      | 1:57.31 14  |
| 1) Lemens, Brandon 17 | 2) Weikel, Max 16      |             |
| 3) Milam, Ben 16      | 4) Butler, Lance 16    |             |
| 2 GHJL                | A                      | 1:58.80 10  |
| 1) Player, Beau 16    | 2) Skowronski, Alex 16 |             |
| 3) Scott, Dylan 17    | 4) Davis, Jasper 15    |             |
| 3 FROGS               | A                      | 2:04.21 8   |
| 1) Fitch, Tanner 15   | 2) Nunez, Caleb 15     |             |
| 3) Menk, Eric 15      | 4) Barrow, Davis 17    |             |



**NAAL Championship 2018 - 7/7/2018**

**Results - 11 & Over Championships**

**(Event 12 Men 15-18 200 SC Meter Medley Relay)**

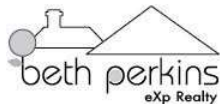
| Team                     | Relay                     | Finals Time |    |
|--------------------------|---------------------------|-------------|----|
| 4 BWBW                   | B                         | 2:07.87     | 6  |
| 1) Prati, Gareth 17      | 2) Burgess, Jack 15       |             |    |
| 3) Washington, Devin 15  | 4) Hesse, Christopher 17  |             |    |
| 5 TC                     | A                         | 2:10.55     | 4  |
| 1) Stephenson, Reagan 18 | 2) Weiland, Jack 17       |             |    |
| 3) Gilkey, Cooper 16     | 4) Hopwood, Gareth 14     |             |    |
| 6 ARRST                  | A                         | 2:41.29     | 2  |
| 1) LaFeber, Jaxson 16    | 2) Briggs, Ben 16         |             |    |
| 3) Nassar, Salem 16      | 4) Gillon, Devin 12       |             |    |
| --- ARRST                | B                         |             | DQ |
| 1) Stacer, Ben 12        | 2) Sahasrabudhe, Aarav 11 |             |    |
| 3) Maguire, Joey 11      | 4) Pradeep, Rish 12       |             |    |

**Event 19 Girls 11-12 50 SC Meter Freestyle**

**Champs Conv: 28.18 6/21/2014 Ella F Collins**

| Name                        | Age Team | Finals Time |   |
|-----------------------------|----------|-------------|---|
| 1 Boudreaux, Sydney         | 12 FROGS | 29.27       | 7 |
| 2 Mongenel, Ella            | 11 TC    | 30.17       | 5 |
| 3 Jagers, Phoebe            | 12 GHJL  | 31.39       | 4 |
| 4 Mashayekhi, Susan         | 11 FROGS | 32.35       | 3 |
| 5 Faulkner, Melanie         | 12 FROGS | 32.53       | 2 |
| 6 Novinger, Madeleine       | 12 BWBW  | 32.65       | 1 |
| 7 Banister, Ava             | 12 FROGS | 32.73       |   |
| 8 Garza, Eliana             | 12 TC    | 32.90       |   |
| 9 Rizk, Chloe               | 12 WO    | 33.11       |   |
| 10 Yaksh, Anya              | 12 ARRST | 33.14       |   |
| 11 Tripp, Brynna            | 12 ARRST | 33.86       |   |
| 12 Spevak, Emme             | 12 WO    | 33.97       |   |
| *13 Vedder, Danika          | 11 JCC   | 34.02       |   |
| *13 Stovall, Ella           | 12 WO    | 34.02       |   |
| 15 Deviney, Ava             | 11 GHJL  | 34.04       |   |
| 16 Langenohl, Corinna       | 12 FROGS | 34.90       |   |
| 17 Reynolds, Samantha       | 12 FROGS | 35.22       |   |
| 18 McIntosh, Megan          | 12 JCC   | 35.56       |   |
| 19 Manning Lorino, Nikki    | 12 BWBW  | 35.71       |   |
| 20 Mangum, Paige            | 12 BWBW  | 36.27       |   |
| 21 Bong, Katherine          | 11 FROGS | 36.55       |   |
| 22 Walter, Lola             | 11 TC    | 36.69       |   |
| 23 Gossett, Charlotte       | 12 GHJL  | 37.00       |   |
| 24 Harbers, Amanda          | 11 TC    | 37.15       |   |
| *25 Gardner, Addie          | 12 JCC   | 37.50       |   |
| *25 Williford, Laney        | 11 ARRST | 37.50       |   |
| 27 Price, Karla             | 12 FROGS | 37.93       |   |
| 28 Kuhn, Lucy               | 12 JCC   | 37.98       |   |
| 29 Lee, Erica               | 12 ARRST | 38.11       |   |
| 30 Thompson, Luci           | 11 GHJL  | 38.26       |   |
| *31 Van Den Bossche, Madiso | 11 BWBW  | 38.28       |   |

|                        |          |       |
|------------------------|----------|-------|
| *31 Olivier, Brayden   | 11 JCC   | 38.28 |
| 33 Scott, Farrah       | 11 GHJL  | 38.35 |
| 34 Brown, Shelby       | 11 GHJL  | 38.73 |
| 35 Risinger, Alivia    | 12 BWBW  | 38.88 |
| 36 Lind, Kelsey        | 12 BWBW  | 39.18 |
| 37 Magruder, Addie Bae | 11 JCC   | 39.42 |
| 38 Bindel, Caroline    | 12 ARRST | 39.72 |
| 39 Reif, Samantha      | 12 FROGS | 39.81 |
| 40 Barrow, Ragan       | 11 FROGS | 40.17 |
| 41 Hoyt, Makena        | 12 TC    | 40.59 |
| 42 Hill, Avery         | 12 BWBW  | 40.79 |
| 43 Sabnis, Avni        | 11 ARRST | 41.10 |
| 44 Segars, Avery       | 12 ARRST | 41.12 |
| *45 Swinney, Courtney  | 11 GHJL  | 41.20 |
| *45 Rener, Ava         | 12 WO    | 41.20 |
| 47 Deaton, Rachel      | 12 BWBW  | 41.35 |
| 48 Cavanaugh, Rachel   | 12 GHJL  | 41.47 |
| 49 Cohen, Taryn        | 11 GHJL  | 41.82 |
| *50 Gonzalez, Ella     | 12 GHJL  | 41.87 |
| *50 Cowan, Catherine   | 11 FROGS | 41.87 |
| 52 Chance, Abbey       | 12 BWBW  | 42.06 |
| 53 Crosier, Norah      | 11 BWBW  | 42.35 |
| 54 Lehman, Katie       | 11 FROGS | 42.55 |
| 55 Phillips, Gabrielle | 12 BWBW  | 42.99 |
| 56 Sindrey, Emrie      | 11 FROGS | 43.29 |
| 57 Greenlee, Ellie     | 11 FROGS | 43.89 |
| 58 Bevins, Addison     | 12 FROGS | 44.02 |
| 59 Yeng, Rachel        | 11 BWBW  | 44.05 |
| 60 Dahse, Audrey       | 11 TC    | 44.39 |
| 61 Beeman, Taylor      | 11 ARRST | 44.81 |
| 62 LaFeber, Allie      | 12 ARRST | 45.06 |
| 63 Woolsey, Mary       | 11 GHJL  | 45.34 |
| 64 Sumlin, Jayla       | 11 FROGS | 46.41 |
| 65 Dugan, Katherine    | 12 BWBW  | 46.56 |
| 66 Score, Tayla        | 11 GHJL  | 46.65 |
| 67 Pennies, Annabelle  | 11 GHJL  | 47.02 |
| 68 Bell, Sara          | 11 GHJL  | 47.18 |
| 69 Kelly, Erin         | 11 WO    | 47.58 |
| 70 Harkness, Campbell  | 11 ARRST | 48.85 |
| 71 Singh, Mahi         | 12 FROGS | 49.70 |
| 72 Johnson, Cameron    | 11 TC    | 51.76 |
| 73 Machann, Claire     | 11 BWBW  | 52.84 |
| 74 Phelan, Lauren      | 11 GHJL  | 53.26 |
| 75 Gjertsen, Elizabeth | 11 GHJL  | 53.61 |
| --- Merkin, Natalie    | 12 FROGS | DQ    |
| --- Norris, Haley      | 11 TC    | NS    |
| --- Bruce, Kristin     | 12 ARRST | NS    |
| --- Kelley, Kenzie     | 12 FROGS | NS    |
| --- Lenfest, Adeline   | 12 GHJL  | NS    |



MANY THANKS to ORCA Sponsors



## NAAL Championship 2018 - 7/7/2018

## Results - 11 &amp; Over Championships

## Event 20 Boys 11-12 50 SC Meter Freestyle

Champs Conv: 28.01 6/29/2008 Nathan B Howells

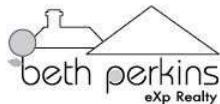
| Name                     | Age Team | Finals Time |   |  |
|--------------------------|----------|-------------|---|--|
| 1 England, Dylan         | 12 GHJL  | 27.80       | 7 |  |
| 2 Yount, Tyler           | 11 ARRST | 31.25       | 5 |  |
| 3 Mitchell, AJ           | 12 TC    | 31.95       | 4 |  |
| 4 Frank, Gunnar          | 12 BWBW  | 33.37       | 3 |  |
| 5 Truss, Grayson         | 11 BWBW  | 33.50       | 2 |  |
| 6 Popp, Adrian           | 12 GHJL  | 33.58       | 1 |  |
| 7 Novak, Matthew         | 12 WO    | 34.17       |   |  |
| 8 Zimmerman, Owen        | 11 BWBW  | 34.44       |   |  |
| 9 Hogan, Cael            | 11 BWBW  | 34.49       |   |  |
| *10 Reed, Nash           | 11 BWBW  | 34.85       |   |  |
| *10 Lucas, Nathan        | 12 TC    | 34.85       |   |  |
| 12 Ratcliffgardy, Vinson | 11 JCC   | 35.07       |   |  |
| 13 Childs, Jackson       | 12 BWBW  | 35.40       |   |  |
| 14 Minter, Evan          | 11 GHJL  | 35.42       |   |  |
| 15 Shafer, Owen          | 12 GHJL  | 35.83       |   |  |
| 16 Estavillo, Nick       | 12 FROGS | 36.99       |   |  |
| 17 Jobe, Liam            | 11 WO    | 37.24       |   |  |
| 18 Cullins, Eli          | 12 BWBW  | 37.36       |   |  |
| 19 Stone, Samuel         | 11 FROGS | 37.78       |   |  |
| 20 Nowell, Pierce        | 12 ARRST | 37.79       |   |  |
| 21 Payton, Will          | 12 FROGS | 37.89       |   |  |
| 22 Novinger, John        | 11 BWBW  | 37.95       |   |  |
| 23 Gier, Haven           | 11 ARRST | 38.03       |   |  |
| *24 Acosta, Gavin        | 12 FROGS | 38.06       |   |  |
| *24 Ellwanger, Jonas     | 12 BWBW  | 38.06       |   |  |
| 26 Means, Drew           | 11 GHJL  | 38.22       |   |  |
| 27 Martinez, Carlo       | 12 TC    | 38.26       |   |  |
| 28 Pecci, Josh           | 12 TC    | 38.44       |   |  |
| 29 Cheng, Jason          | 11 ARRST | 38.52       |   |  |
| 30 Friday, Anderson      | 12 JCC   | 38.61       |   |  |
| 31 Bell, Ethan           | 12 GHJL  | 38.90       |   |  |
| 32 Berger, Jackson       | 11 BWBW  | 38.94       |   |  |
| 33 Bhalani, Jash         | 12 FROGS | 39.07       |   |  |
| 34 Mueller, Mason        | 11 TC    | 39.08       |   |  |
| 35 Mieskoski, Zeke       | 11 ARRST | 39.11       |   |  |
| 36 Schaffer, Evan        | 12 GHJL  | 39.39       |   |  |
| 37 Plowman, Ryan         | 11 BWBW  | 39.55       |   |  |
| 38 Bearse, Andrew        | 12 GHJL  | 39.87       |   |  |
| 39 Hall, Ryan            | 11 FROGS | 39.89       |   |  |
| *40 Dean, Ryan           | 12 GHJL  | 40.12       |   |  |
| *40 Maguire, Joey        | 11 ARRST | 40.12       |   |  |
| 42 Pascoe, Dylan         | 11 GHJL  | 40.17       |   |  |
| 43 Morgan, Derek         | 12 FROGS | 40.19       |   |  |
| 44 McDonald, Ryan        | 11 GHJL  | 40.51       |   |  |
| 45 Mudhol, Pearson       | 12 FROGS | 40.55       |   |  |

|                        |          |       |  |  |
|------------------------|----------|-------|--|--|
| 46 Carter, Trey        | 12 GHJL  | 40.66 |  |  |
| 47 Felker, Aiden       | 11 FROGS | 40.88 |  |  |
| 48 Pradeep, Rish       | 12 ARRST | 41.30 |  |  |
| 49 Miller, Tarkyn      | 11 ARRST | 41.44 |  |  |
| 50 Gooch, Carson       | 11 FROGS | 42.55 |  |  |
| 51 Latorre, Luka       | 11 FROGS | 42.58 |  |  |
| 52 Wilhelmi, Mighty    | 11 FROGS | 42.73 |  |  |
| 53 Hansen, David       | 12 BWBW  | 43.13 |  |  |
| 54 Johnson, Andrew     | 12 FROGS | 43.37 |  |  |
| 55 Hahn, Gavin         | 12 WO    | 43.64 |  |  |
| 56 Stacer, Ben         | 12 ARRST | 44.79 |  |  |
| 57 Spears, Ben         | 11 BWBW  | 45.18 |  |  |
| 58 Ortiz, Niko         | 11 GHJL  | 45.35 |  |  |
| 59 Menezes, Adam       | 11 GHJL  | 45.50 |  |  |
| 60 Hester, Jack        | 11 FROGS | 45.55 |  |  |
| 61 Gupta, Parv         | 11 FROGS | 46.90 |  |  |
| 62 Faccione, Dean      | 11 FROGS | 47.34 |  |  |
| 63 Shimony, Roey       | 12 BWBW  | 47.37 |  |  |
| 64 Sahasrabudhe, Aarav | 11 ARRST | 47.50 |  |  |
| 65 Cecil, Lathan       | 11 BWBW  | 47.55 |  |  |
| 66 Winkelmann, Reed    | 11 JCC   | 48.18 |  |  |
| 67 Calder, Conner      | 11 BWBW  | 48.21 |  |  |
| 68 Lemens, Dash        | 11 BWBW  | 48.30 |  |  |
| 69 Bramwell, Quinn     | 12 TC    | 50.23 |  |  |
| 70 Hannah, Timothy     | 11 ARRST | 51.33 |  |  |
| 71 Matthies, Max       | 12 GHJL  | 51.71 |  |  |
| 72 Gillon, Devin       | 12 ARRST | 52.65 |  |  |
| 73 Cogwin, John        | 11 ARRST | 54.75 |  |  |
| 74 Bauer, Zane         | 11 WO    | 54.87 |  |  |
| --- Burgess, Nick      | 11 BWBW  | NS    |  |  |
| --- Swain, Dillon      | 12 ARRST | NS    |  |  |
| --- Herpin, Josh       | 12 JCC   | NS    |  |  |
| --- LaChance, Charlie  | 12 BWBW  | NS    |  |  |
| --- Olivares, Diego    | 11 JCC   | NS    |  |  |

## Event 21 Girls 13-14 50 SC Meter Freestyle

Champs Conv: 28.60 7/9/2017 Emily Burchett

| Name                        | Age Team | Finals Time |   |  |
|-----------------------------|----------|-------------|---|--|
| 1 Burchett, Emily           | 14 FROGS | 27.86       | 7 |  |
| 2 Stromberger, Elizabeth An | 13 WO    | 29.27       | 5 |  |
| 3 Watson, Alex              | 13 JCC   | 29.85       | 4 |  |
| 4 Lampert, Brynn            | 13 GHJL  | 30.67       | 3 |  |
| 5 Sears, Alexandra          | 14 BWBW  | 31.63       | 2 |  |
| 6 Hesse, Annika             | 14 BWBW  | 32.16       | 1 |  |
| 7 Ruiz, Cindy               | 13 ARRST | 32.29       |   |  |
| 8 Bils, kat                 | 14 WO    | 32.44       |   |  |
| 9 Dulin, Kennedy            | 14 FROGS | 32.59       |   |  |
| 10 Gilkey, Dylan            | 13 TC    | 33.36       |   |  |
| 11 Boullion, Chloe          | 13 WO    | 33.91       |   |  |



MANY THANKS  
to ORCA Sponsors



**NAAL Championship 2018 - 7/7/2018**

**Results - 11 & Over Championships**

**(Event 21 Girls 13-14 50 SC Meter Freestyle)**

| Name                       | Age Team | Finals Time |
|----------------------------|----------|-------------|
| 12 Cheng, Flora            | 13 ARRST | 34.06       |
| *13 DeVore, Ashleigh       | 13 ARRST | 34.13       |
| *13 Tracy, Elle            | 14 GHJL  | 34.13       |
| 15 Kelly, Alex             | 13 WO    | 34.40       |
| 16 Lung, Opal              | 13 BWBW  | 34.44       |
| 17 DeFelice, Jaydin        | 14 FROGS | 34.46       |
| 18 Sheppard, Stephanie     | 13 BWBW  | 34.54       |
| 19 Bauer, Claire           | 13 WO    | 35.07       |
| 20 Anisimova, Anya         | 13 JCC   | 35.29       |
| 21 Pascoe, Morgan          | 13 GHJL  | 35.42       |
| 22 Schock, Mia             | 13 WO    | 35.51       |
| 23 Borden, Ruby            | 14 BWBW  | 35.83       |
| 24 French, Bella           | 13 BWBW  | 36.01       |
| 25 Pennies, Brooklyn       | 13 GHJL  | 36.16       |
| 26 Ortiz, Katya            | 13 GHJL  | 36.21       |
| 27 Waldrop, Jenna          | 13 FROGS | 36.25       |
| 28 Dworin, Jillian         | 14 BWBW  | 36.44       |
| 29 Crosier, Lola           | 13 BWBW  | 36.56       |
| 30 Schiesser, Avery        | 13 WO    | 36.58       |
| 31 Score, Terin            | 13 GHJL  | 36.66       |
| 32 Briggs, Delaney         | 14 ARRST | 36.72       |
| *33 Jensen-Buchanan, Dasha | 13 FROGS | 36.94       |
| *33 Beeman, Nicole         | 13 ARRST | 36.94       |
| 35 Erway, Megan            | 13 ARRST | 37.02       |
| 36 Carter, Ava             | 13 GHJL  | 37.68       |
| 37 Taylor, Ava             | 13 FROGS | 38.07       |
| 38 Brown, Kassie           | 13 FROGS | 38.29       |
| 39 Liedeker, Erin          | 13 WO    | 38.50       |
| 40 Pelache, Sophia         | 14 ARRST | 38.76       |
| 41 Farra, Sanaa            | 14 WO    | 38.90       |
| 42 Espejo, Kate            | 13 FROGS | 39.36       |
| 43 King, Natalie           | 14 TC    | 39.44       |
| 44 Bevins, Kaylee          | 13 FROGS | 41.21       |
| 45 Corder, Lauren          | 13 WO    | 41.53       |
| 46 Forbes, Madi            | 13 FROGS | 41.67       |
| 47 Fewx, Mabel             | 13 ARRST | 55.01       |

|                       |          |       |
|-----------------------|----------|-------|
| 8 Dale, Fred          | 13 GHJL  | 30.08 |
| 9 Truss, Tyler        | 13 BWBW  | 30.12 |
| 10 Rumrich, Nathaniel | 14 WO    | 30.81 |
| 11 Means, Grant       | 13 GHJL  | 31.04 |
| 12 LaChance, Jack     | 14 BWBW  | 31.42 |
| 13 Snopel, Ian        | 13 FROGS | 31.64 |
| 14 Calkins, Connor    | 14 BWBW  | 31.68 |
| 15 Albaugh, Aidan     | 13 FROGS | 31.87 |
| 16 Lollar, Aaron      | 14 ARRST | 31.95 |
| 17 Minter, Perrin     | 14 GHJL  | 31.99 |
| 18 McDonald, Liam     | 13 GHJL  | 32.08 |
| 19 Strader, Ryan      | 13 TC    | 32.63 |
| 20 Mastrian, Luke     | 13 ARRST | 32.70 |
| 21 Crowley, Josh      | 13 GHJL  | 32.85 |
| 22 Hopwood, Gareth    | 14 TC    | 33.39 |
| 23 Gooch, Connor      | 13 FROGS | 33.75 |
| 24 Wilhelmi, Jackson  | 14 FROGS | 33.80 |
| 25 Gossett, Walker    | 14 GHJL  | 33.91 |
| 26 Deelman, Jack      | 13 ARRST | 34.01 |
| 27 Milam, Max         | 14 BWBW  | 34.04 |
| 28 Wagner, Mike       | 14 JCC   | 34.07 |
| 29 Morgan, Dominic    | 14 FROGS | 34.44 |
| 30 Woolsey, George    | 14 GHJL  | 34.47 |
| 31 Burgess, Will      | 13 BWBW  | 34.71 |
| 32 Whitworth, Toby    | 13 ARRST | 35.04 |
| 33 Etheridge, Daniel  | 14 ARRST | 35.32 |
| 34 Gopal, Eashaan     | 14 ARRST | 35.51 |
| 35 Weiland, Zeb       | 13 TC    | 35.71 |
| 36 Kolecki, Ace       | 13 TC    | 36.39 |
| 37 Moore, Liam        | 13 GHJL  | 38.50 |
| 38 Menezes, Mark      | 13 GHJL  | 38.76 |
| 39 Miller, Noah       | 13 GHJL  | 38.82 |
| 40 Martinez, Aidan    | 14 WO    | 40.97 |
| 41 Rosenbeck, Cayden  | 14 ARRST | 41.41 |
| 42 Zahid, Azzam       | 13 FROGS | 41.53 |
| --- Rupertus, Luke    | 13 GHJL  | NS    |
| --- Fitch, Jace       | 13 FROGS | NS    |

**Event 22 Boys 13-14 50 SC Meter Freestyle**

**Champs Conv: 26.46 6/28/2009 Kyle C Sockwell**

| Name              | Age Team | Finals Time |
|-------------------|----------|-------------|
| 1 Gier, Logan     | 14 ARRST | 27.87 7     |
| 2 Lucas, Mark     | 14 TC    | 27.91 5     |
| 3 Hagler, Zane    | 14 TC    | 28.02 4     |
| 4 Hester, Jack    | 14 JCC   | 28.58 3     |
| 5 Schiesser, Ben  | 13 WO    | 28.62 2     |
| 6 Dale, Jack      | 14 GHJL  | 28.83 1     |
| 7 Collier, George | 13 BWBW  | 29.77       |

**Event 23 Women 15-18 50 SC Meter Freestyle**

**Champs Conv: 28.26 6/30/2012 Zoe James**

| Name                | Age Team | Finals Time |
|---------------------|----------|-------------|
| 1 Langenohl, Tressa | 15 FROGS | 30.10 7     |
| 2 Foster, Kailey    | 15 ARRST | 30.28 5     |
| 3 Schmidt, Olivia   | 17 BWBW  | 30.49 4     |
| 4 Dysart, Alyse     | 16 TC    | 30.50 3     |
| 5 Hall, Morgan      | 18 FROGS | 31.04 2     |
| 6 Blake, Daisy      | 16 BWBW  | 31.10 1     |
| 7 Cornwell, Megan   | 15 ARRST | 31.17       |
| 8 Moates, Maddy     | 17 FROGS | 31.30       |



MANY THANKS to ORCA Sponsors



**NAAL Championship 2018 - 7/7/2018**

**Results - 11 & Over Championships**

**(Event 23 Women 15-18 50 SC Meter Freestyle)**

| Name                     | Age Team | Finals Time |
|--------------------------|----------|-------------|
| 9 Goodman, Ellie         | 17 BWBW  | 32.04       |
| 10 Emmerson, Lucy        | 18 ARRST | 32.24       |
| 11 Ortiz, Valeria        | 15 GHJL  | 33.07       |
| 12 Stohrer, Chandley     | 16 FROGS | 33.09       |
| 13 Proden, Michelle      | 16 ARRST | 33.76       |
| 14 Pobst, Kelsey         | 17 BWBW  | 34.80       |
| 15 Langenohl, Seriana    | 17 FROGS | 35.04       |
| 16 Schooler, Rebecca     | 17 BWBW  | 35.32       |
| 17 Valim, Audrey         | 18 FROGS | 35.41       |
| 18 Wagner, Emmy          | 16 JCC   | 36.05       |
| 19 Manning Lorino, Allie | 17 BWBW  | 37.50       |
| 20 L'Amie, Charlotte     | 16 BWBW  | 38.62       |
| 21 Moore, Caroline       | 15 GHJL  | 47.15       |
| --- Poulsen, Ashley      | 15 TC    | NS          |
| --- Komendera, Reagan    | 15 TC    | NS          |
| --- Behr, Hillary        | 16 TC    | NS          |

**Event 24 Men 15-18 50 SC Meter Freestyle**

**Champs Conv: 24.08 6/29/2008 John Velasquez**


| Name                       | Age Team | Finals Time |
|----------------------------|----------|-------------|
| 1 Butler, Lance            | 16 BWBW  | 24.77 7     |
| 2 Lemens, Brandon          | 17 BWBW  | 25.16 5     |
| 3 Skowronski, Alex         | 16 GHJL  | 26.09 4     |
| 4 Davis, Jasper            | 15 GHJL  | 26.69 3     |
| 5 Weiland, Jack            | 17 TC    | 26.85 2     |
| 6 Fitch, Tanner            | 15 FROGS | 27.64 1     |
| 7 Umstatted, John          | 18 BWBW  | 27.71       |
| 8 Nunez, Caleb             | 15 FROGS | 27.96       |
| 9 Milam, Ben               | 16 BWBW  | 28.01       |
| 10 Barrow, Davis           | 17 FROGS | 28.09       |
| 11 Hesse, Christopher      | 17 BWBW  | 28.18       |
| 12 Scott, Dylan            | 17 GHJL  | 28.36       |
| 13 Underwood, Sam          | 15 BWBW  | 28.57       |
| 14 Gilkey, Cooper          | 16 TC    | 28.64       |
| 15 Schrobilgen, Nate       | 17 BWBW  | 28.67       |
| 16 Garza, Luis             | 15 FROGS | 28.68       |
| 17 Dworin, Ben             | 17 BWBW  | 29.12       |
| 18 Jensen-Buchanan, Zhenya | 15 FROGS | 29.24       |
| 19 Cullers, Adam           | 18 BWBW  | 29.27       |
| 20 Foster, Mark            | 15 WO    | 29.65       |
| 21 Burgess, Jack           | 15 BWBW  | 29.69       |
| 22 Briggs, Ben             | 16 ARRST | 30.12       |
| 23 Nassar, Salem           | 16 ARRST | 30.19       |
| 24 Washington, Devin       | 15 BWBW  | 30.37       |
| 25 Dunn, Jackson           | 18 GHJL  | 30.82       |
| 26 Dady, Reed              | 18 BWBW  | 30.90       |
| 27 Easter, David           | 16 BWBW  | 31.41       |

|                         |          |       |
|-------------------------|----------|-------|
| 28 LaFeber, Jaxson      | 16 ARRST | 32.16 |
| 29 Bowman, Sam          | 16 BWBW  | 32.29 |
| 30 Dady, Lane           | 15 BWBW  | 32.31 |
| 31 Chance, Owen         | 16 BWBW  | 32.74 |
| 32 Enos, Ty             | 15 BWBW  | 33.46 |
| 33 McCulloch, Trevor    | 15 FROGS | 34.80 |
| 34 Scott, Duncan        | 15 GHJL  | 34.90 |
| --- Vasquez, Marky Marc | 17 ARRST | NS    |

**Event 27 Girls 11-12 100 SC Meter IM**

**Champs Conv: 1:11.68 6/21/2014 Ella F Collins**

| Name                     | Age Team | Finals Time |
|--------------------------|----------|-------------|
| 1 Boudreaux, Sydney      | 12 FROGS | 1:14.50 7   |
| 2 Mongenel, Ella         | 11 TC    | 1:18.55 5   |
| 3 Stogner, Mackenzie     | 12 WO    | 1:20.68 4   |
| 4 Yaksh, Anya            | 12 ARRST | 1:25.50 3   |
| 5 Vedder, Danika         | 11 JCC   | 1:25.58 2   |
| 6 Breton, Amelie         | 11 ARRST | 1:26.55 1   |
| 7 Spevak, Emme           | 12 WO    | 1:27.07     |
| 8 Ligarde, Mary          | 11 WO    | 1:30.09     |
| 9 Reynolds, Samantha     | 12 FROGS | 1:31.41     |
| 10 Blake, Lucy           | 12 BWBW  | 1:34.62     |
| 11 Mangum, Paige         | 12 BWBW  | 1:35.04     |
| 12 McIntosh, Megan       | 12 JCC   | 1:36.07     |
| 13 Manning Lorino, Nikki | 12 BWBW  | 1:36.21     |
| 14 Deviney, Ava          | 11 GHJL  | 1:36.66     |
| 15 Taylor, Avery         | 11 BWBW  | 1:36.86     |
| 16 Galant, Gray          | 11 TC    | 1:37.09     |
| 17 Merkin, Natalie       | 12 FROGS | 1:39.99     |
| 18 Reif, Samantha        | 12 FROGS | 1:40.71     |
| 19 Huels, Zoe            | 11 JCC   | 1:40.77     |
| 20 Thompson, Luci        | 11 GHJL  | 1:41.50     |
| 21 Taylor, Grace         | 12 TC    | 1:41.86     |
| 22 Gardner, Addie        | 12 JCC   | 1:42.09     |
| 23 Walter, Lola          | 11 TC    | 1:42.15     |
| 24 Hoyt, Makena          | 12 TC    | 1:42.61     |
| 25 Price, Karla          | 12 FROGS | 1:44.59     |
| 26 Brown, Shelby         | 11 GHJL  | 1:45.26     |
| 27 Lind, Kelsey          | 12 BWBW  | 1:45.55     |
| 28 Kuhn, Lucy            | 12 JCC   | 1:46.28     |
| 29 Swinney, Courtney     | 11 GHJL  | 1:51.41     |
| 30 Rener, Ava            | 12 WO    | 1:52.70     |
| 31 LaFeber, Allie        | 12 ARRST | 1:56.00     |
| 32 Score, Tayla          | 11 GHJL  | 1:56.21     |
| 33 Harkness, Campbell    | 11 ARRST | 2:08.37     |
| --- Phillips, Gabrielle  | 12 BWBW  | DQ          |
| --- Woolsey, Mary        | 11 GHJL  | DQ          |



MANY THANKS to ORCA Sponsors



## NAAL Championship 2018 - 7/7/2018

## Results - 11 &amp; Over Championships

## Event 28 Boys 11-12 100 SC Meter IM

Champs Conv: 1:10.50 6/29/2008 Nathan B Howells

| Name                     | Age Team | Finals Time |   |
|--------------------------|----------|-------------|---|
| 1 England, Dylan         | 12 GHJL  | 1:14.40     | 7 |
| 2 Hays, ZJ               | 11 BWBW  | 1:17.81     | 5 |
| 3 Underwood, Josh        | 12 BWBW  | 1:19.68     | 4 |
| 4 Furse, Spencer         | 12 GHJL  | 1:24.30     | 3 |
| 5 Lucas, Nathan          | 12 TC    | 1:26.83     | 2 |
| 6 Mastrian, Ty           | 12 ARRST | 1:27.36     | 1 |
| 7 Poulsen, Ryan          | 12 TC    | 1:27.57     |   |
| 8 Yount, Tyler           | 11 ARRST | 1:27.73     |   |
| 9 Betron, Andrew         | 11 GHJL  | 1:27.89     |   |
| 10 Novak, Matthew        | 12 WO    | 1:29.60     |   |
| 11 Mitchell, AJ          | 12 TC    | 1:31.02     |   |
| 12 Klabunde, Logan       | 12 FROGS | 1:31.10     |   |
| 13 Ratcliffgardy, Vinson | 11 JCC   | 1:33.97     |   |
| 14 Hogan, Cael           | 11 BWBW  | 1:34.38     |   |
| 15 Stone, Samuel         | 11 FROGS | 1:35.21     |   |
| 16 Estavillo, Nick       | 12 FROGS | 1:37.38     |   |
| 17 Shafer, Owen          | 12 GHJL  | 1:39.11     |   |
| 18 Noesser, Chance       | 12 ARRST | 1:39.44     |   |
| 19 Ellwanger, Jonas      | 12 BWBW  | 1:42.15     |   |
| 20 Jobe, Liam            | 11 WO    | 1:44.59     |   |
| 21 McDonald, Ryan        | 11 GHJL  | 1:46.59     |   |
| 22 Lung, Charles         | 11 BWBW  | 1:47.21     |   |
| 23 Cheng, Jason          | 11 ARRST | 1:47.63     |   |
| 24 Friday, Anderson      | 12 JCC   | 1:51.26     |   |
| 25 Burgess, Nick         | 11 BWBW  | 1:54.72     |   |
| 26 Maguire, Joey         | 11 ARRST | 2:05.06     |   |
| 27 Cecil, Lathan         | 11 BWBW  | 2:16.01     |   |
| 28 Bramwell, Quinn       | 12 TC    | 2:17.55     |   |
| --- Lemens, Dash         | 11 BWBW  | DQ          |   |
| --- Bhalani, Jash        | 12 FROGS | DQ          |   |

## Event 29 Girls 13-14 100 SC Meter IM

Champs Conv: 1:10.03 6/28/2015 Sydney Stoner

| Name                        | Age Team | Finals Time |   |
|-----------------------------|----------|-------------|---|
| 1 Burchett, Emily           | 14 FROGS | 1:12.43     | 7 |
| 2 Stromberger, Elizabeth An | 13 WO    | 1:14.67     | 5 |
| 3 Lampert, Brynn            | 13 GHJL  | 1:19.54     | 4 |
| 4 Faulkner, Samantha        | 14 FROGS | 1:20.00     | 3 |
| 5 Mieskoski, Ava            | 13 ARRST | 1:22.61     | 2 |
| 6 Cheng, Flora              | 13 ARRST | 1:23.52     | 1 |
| 7 Gaines, Asia              | 13 JCC   | 1:24.31     |   |
| 8 DeVore, Ashleigh          | 13 ARRST | 1:24.59     |   |
| 9 Easter, Amanda            | 14 BWBW  | 1:25.12     |   |
| 10 Gilkey, Dylan            | 13 TC    | 1:29.17     |   |
| 11 Klabunde, Kayla          | 14 FROGS | 1:29.26     |   |

|                    |          |         |
|--------------------|----------|---------|
| 12 Schock, Mia     | 13 WO    | 1:30.12 |
| 13 Boullion, Chloe | 13 WO    | 1:30.94 |
| 14 Chalk, Mia      | 13 BWBW  | 1:30.97 |
| 15 Bauer, Claire   | 13 WO    | 1:31.13 |
| 16 Lung, Opal      | 13 BWBW  | 1:33.18 |
| 17 Crosier, Sofia  | 13 BWBW  | 1:34.23 |
| 18 Ortiz, Katya    | 13 GHJL  | 1:35.19 |
| 19 Briggs, Delaney | 14 ARRST | 1:36.49 |
| 20 Bauer, Lily     | 13 WO    | 1:38.99 |
| 21 Carter, Ava     | 13 GHJL  | 1:39.41 |

## Event 30 Boys 13-14 100 SC Meter IM


Champs Conv: 1:04.62 6/28/2009 Kyle C Sockwell

| Name               | Age Team | Finals Time |   |
|--------------------|----------|-------------|---|
| 1 Hays, Chase      | 13 BWBW  | 1:11.72     | 7 |
| 2 Dale, Jack       | 14 GHJL  | 1:12.10     | 5 |
| 3 Hester, Jack     | 14 JCC   | 1:14.35     | 4 |
| 4 Lucas, Mark      | 14 TC    | 1:16.16     | 3 |
| 5 Truss, Tyler     | 13 BWBW  | 1:18.95     | 2 |
| 6 Schiesser, Ben   | 13 WO    | 1:21.54     | 1 |
| 7 Albaugh, Aidan   | 13 FROGS | 1:22.46     |   |
| 8 Strader, Ryan    | 13 TC    | 1:22.69     |   |
| 9 Furse, Wyatt     | 14 GHJL  | 1:23.42     |   |
| 10 Means, Grant    | 13 GHJL  | 1:24.62     |   |
| 11 McDonald, Liam  | 13 GHJL  | 1:24.80     |   |
| 12 Gossett, Walker | 14 GHJL  | 1:28.65     |   |
| 13 Gooch, Connor   | 13 FROGS | 1:29.85     |   |
| 14 Kolecki, Ace    | 13 TC    | 1:32.88     |   |
| 15 Weiland, Zeb    | 13 TC    | 1:34.94     |   |
| 16 Hopwood, Gareth | 14 TC    | 1:35.78     |   |
| 17 Burgess, Will   | 13 BWBW  | 1:36.67     |   |
| 18 Davis, Zimm     | 13 GHJL  | 1:37.72     |   |

## Event 31 Women 15-18 100 SC Meter IM

Champs Conv: 1:08.34 6/30/2012 Maddie Carrigan

| Name                 | Age Team | Finals Time |   |
|----------------------|----------|-------------|---|
| 1 Dysart, Alyse      | 16 TC    | 1:13.45     | 7 |
| 2 Hays, Jules        | 15 BWBW  | 1:13.57     | 5 |
| 3 Moates, Maddy      | 17 FROGS | 1:14.97     | 4 |
| 4 Cornwell, Megan    | 15 ARRST | 1:16.21     | 3 |
| 5 Schmidt, Olivia    | 17 BWBW  | 1:21.08     | 2 |
| 6 Fann, Carmen       | 17 BWBW  | 1:21.57     | 1 |
| 7 Suarez, Amanda     | 18 GHJL  | 1:23.35     |   |
| 8 Stohrer, Chandley  | 16 FROGS | 1:26.38     |   |
| 9 Proden, Michelle   | 16 ARRST | 1:27.98     |   |
| 10 Schooler, Rebecca | 17 BWBW  | 1:32.43     |   |
| 11 Wagner, Emmy      | 16 JCC   | 1:36.23     |   |



**NAAL Championship 2018 - 7/7/2018**

**Results - 11 & Over Championships**

**Event 32 Men 15-18 100 SC Meter IM**

**Champs Conv:** 59.87 6/26/2011 Kyle Sockwell

| Name                       | Age Team | Finals Time |   |
|----------------------------|----------|-------------|---|
| 1 Butler, Lance            | 16 BWBW  | 1:03.39     | 7 |
| 2 Player, Beau             | 16 GHJL  | 1:06.81     | 5 |
| 3 Davis, Jasper            | 15 GHJL  | 1:07.07     | 4 |
| 4 Weikel, Max              | 16 BWBW  | 1:09.45     | 3 |
| 5 Scott, Dylan             | 17 GHJL  | 1:11.62     | 2 |
| 6 Menk, Eric               | 15 FROGS | 1:11.87     | 1 |
| 7 Nunez, Caleb             | 15 FROGS | 1:12.90     |   |
| 8 Prati, Gareth            | 17 BWBW  | 1:14.60     |   |
| 9 Weiland, Jack            | 17 TC    | 1:15.20     |   |
| 10 Lemens, Chase           | 15 BWBW  | 1:15.21     |   |
| 11 Nassar, Salem           | 16 ARRST | 1:15.51     |   |
| 12 Gilkey, Cooper          | 16 TC    | 1:16.49     |   |
| 13 Burgess, Jack           | 15 BWBW  | 1:18.39     |   |
| 14 Jensen-Buchanan, Zhenya | 15 FROGS | 1:20.55     |   |
| 15 Briggs, Ben             | 16 ARRST | 1:21.27     |   |
| 16 Foster, Mark            | 15 WO    | 1:22.69     |   |
| 17 Scott, Duncan           | 15 GHJL  | 1:29.91     |   |
| --- Vasquez, Marky Marc    | 17 ARRST | NS          |   |

**Event 39 Girls 11-12 50 SC Meter Backstroke**

**Champs Conv:** 34.04 6/21/2014 Grace K Bradford


| Name                       | Age Team | Finals Time |   |
|----------------------------|----------|-------------|---|
| 1 Banister, Ava            | 12 FROGS | 35.94       | 7 |
| 2 Garza, Eliana            | 12 TC    | 36.26       | 5 |
| 3 Jagers, Phoebe           | 12 GHJL  | 36.64       | 4 |
| 4 Stogner, Mackenzie       | 12 WO    | 37.08       | 3 |
| 5 Mashayekhi, Susan        | 11 FROGS | 38.22       | 2 |
| 6 Novinger, Madeleine      | 12 BWBW  | 38.51       | 1 |
| 7 Breton, Amelie           | 11 ARRST | 38.96       |   |
| 8 Langenohl, Corinna       | 12 FROGS | 40.87       |   |
| 9 Faulkner, Melanie        | 12 FROGS | 40.98       |   |
| 10 Stovall, Ella           | 12 WO    | 42.58       |   |
| 11 Olivier, Brayden        | 11 JCC   | 43.11       |   |
| 12 Jey, Kavya              | 11 ARRST | 44.96       |   |
| 13 Van Den Bossche, Madiso | 11 BWBW  | 45.58       |   |
| 14 Bong, Katherine         | 11 FROGS | 45.60       |   |
| 15 Dahse, Audrey           | 11 TC    | 45.61       |   |
| 16 Scott, Farrah           | 11 GHJL  | 45.63       |   |
| 17 Lee, Erica              | 12 ARRST | 46.55       |   |
| 18 Thompson, Luci          | 11 GHJL  | 46.59       |   |
| 19 Mangum, Paige           | 12 BWBW  | 47.29       |   |
| 20 Galant, Gray            | 11 TC    | 47.74       |   |
| 21 Sabnis, Avni            | 11 ARRST | 48.10       |   |
| 22 Huels, Zoe              | 11 JCC   | 48.28       |   |
| 23 Barrow, Ragan           | 11 FROGS | 48.77       |   |

|                        |          |         |  |
|------------------------|----------|---------|--|
| 24 Magruder, Addie Bae | 11 JCC   | 48.96   |  |
| 25 Risinger, Alivia    | 12 BWBW  | 49.95   |  |
| 26 Sindrey, Emrie      | 11 FROGS | 50.46   |  |
| 27 Hill, Avery         | 12 BWBW  | 52.37   |  |
| 28 Chance, Abbey       | 12 BWBW  | 52.71   |  |
| 29 Bindel, Caroline    | 12 ARRST | 52.94   |  |
| 30 Crosier, Norah      | 11 BWBW  | 53.01   |  |
| 31 Greenlee, Ellie     | 11 FROGS | 53.29   |  |
| 32 Cowan, Catherine    | 11 FROGS | 53.55   |  |
| 33 Johnson, Cameron    | 11 TC    | 55.17   |  |
| 34 Kelly, Erin         | 11 WO    | 56.82   |  |
| 35 Dugan, Katherine    | 12 BWBW  | 57.02   |  |
| 36 Pennies, Annabelle  | 11 GHJL  | 57.38   |  |
| 37 Yeng, Rachel        | 11 BWBW  | 57.58   |  |
| 38 Sumlin, Jayla       | 11 FROGS | 59.12   |  |
| 39 Singh, Mahi         | 12 FROGS | 1:00.18 |  |
| 40 Gjertsen, Elizabeth | 11 GHJL  | 1:04.42 |  |
| 41 Machann, Claire     | 11 BWBW  | 1:05.17 |  |
| 42 Phelan, Lauren      | 11 GHJL  | 1:08.86 |  |
| --- Bruce, Kristin     | 12 ARRST | NS      |  |
| --- Kelley, Kenzie     | 12 FROGS | NS      |  |
| --- Price, Karla       | 12 FROGS | NS      |  |
| --- Norris, Haley      | 11 TC    | NS      |  |

**Event 40 Boys 11-12 50 SC Meter Backstroke**

**Champs Conv:** 34.29 6/24/2007 Kyle Sockwell

| Name               | Age Team | Finals Time |   |
|--------------------|----------|-------------|---|
| 1 Brooks, Andres   | 11 WO    | 35.86       | 7 |
| 2 Underwood, Josh  | 12 BWBW  | 36.85       | 5 |
| 3 Furse, Spencer   | 12 GHJL  | 38.99       | 4 |
| 4 Frank, Gunnar    | 12 BWBW  | 39.58       | 3 |
| 5 Poulsen, Ryan    | 12 TC    | 40.29       | 2 |
| 6 Truss, Grayson   | 11 BWBW  | 41.52       | 1 |
| 7 Mastrian, Ty     | 12 ARRST | 41.71       |   |
| 8 Klabunde, Logan  | 12 FROGS | 42.24       |   |
| 9 Popp, Adrian     | 12 GHJL  | 42.40       |   |
| *10 Reed, Nash     | 11 BWBW  | 43.34       |   |
| *10 Minter, Evan   | 11 GHJL  | 43.34       |   |
| 12 Childs, Jackson | 12 BWBW  | 43.42       |   |
| 13 Dean, Ryan      | 12 GHJL  | 44.45       |   |
| 14 Mieskoski, Zeke | 11 ARRST | 44.54       |   |
| 15 Zimmerman, Owen | 11 BWBW  | 45.35       |   |
| 16 Means, Drew     | 11 GHJL  | 45.78       |   |
| 17 Pascoe, Dylan   | 11 GHJL  | 45.82       |   |
| 18 Felker, Aiden   | 11 FROGS | 45.87       |   |
| 19 Novinger, John  | 11 BWBW  | 46.96       |   |
| 20 Martinez, Carlo | 12 TC    | 47.69       |   |
| 21 Nowell, Pierce  | 12 ARRST | 48.42       |   |
| 22 Morgan, Derek   | 12 FROGS | 49.28       |   |



MANY THANKS to ORCA Sponsors





## NAAL Championship 2018 - 7/7/2018

## Results - 11 &amp; Over Championships

**(Event 40 Boys 11-12 50 SC Meter Backstroke)**

| Name                   | Age Team | Finals Time |
|------------------------|----------|-------------|
| 23 Hall, Ryan          | 11 FROGS | 49.54       |
| 24 Bhalani, Jash       | 12 FROGS | 49.62       |
| 25 Pradeep, Rish       | 12 ARRST | 49.74       |
| 26 Berger, Jackson     | 11 BWBW  | 50.38       |
| 27 Lung, Charles       | 11 BWBW  | 50.65       |
| 28 Bearse, Andrew      | 12 GHJL  | 51.55       |
| 29 Payton, Will        | 12 FROGS | 51.63       |
| 30 Stacer, Ben         | 12 ARRST | 51.64       |
| 31 Plowman, Ryan       | 11 BWBW  | 52.31       |
| 32 Miller, Tarkyn      | 11 ARRST | 52.86       |
| 33 Gooch, Carson       | 11 FROGS | 52.95       |
| 34 Friday, Anderson    | 12 JCC   | 53.75       |
| 35 Gupta, Parv         | 11 FROGS | 54.19       |
| 36 Faccone, Dean       | 11 FROGS | 54.33       |
| 37 Cecil, Lathan       | 11 BWBW  | 55.27       |
| 38 Wilhelmi, Mighty    | 11 FROGS | 55.66       |
| 39 Sahasrabudhe, Aarav | 11 ARRST | 55.74       |
| 40 Latorre, Luka       | 11 FROGS | 56.47       |
| 41 Calder, Conner      | 11 BWBW  | 56.99       |
| 42 Shimony, Roey       | 12 BWBW  | 57.68       |
| 43 Hansen, David       | 12 BWBW  | 58.79       |
| 44 Matthies, Max       | 12 GHJL  | 59.04       |
| 45 Winkelmann, Reed    | 11 JCC   | 1:02.79     |
| 46 Cogwin, John        | 11 ARRST | 1:03.48     |
| 47 Hannah, Timothy     | 11 ARRST | 1:09.00     |
| 48 Bauer, Zane         | 11 WO    | 1:40.73     |
| --- Hester, Jack       | 11 FROGS | DQ          |
| --- Gillon, Devin      | 12 ARRST | DQ          |
| --- LaChance, Charlie  | 12 BWBW  | NS          |
| --- Swain, Dillon      | 12 ARRST | NS          |
| --- Olivares, Diego    | 11 JCC   | NS          |
| --- Herpin, Josh       | 12 JCC   | NS          |

**Event 41 Girls 13-14 50 SC Meter Backstroke**

Champs Conv: 32.94 6/28/2015 Sydney Stoner


| Name                  | Age Team | Finals Time |
|-----------------------|----------|-------------|
| 1 Watson, Alex        | 13 JCC   | 34.94 7     |
| 2 Sears, Alexandra    | 14 BWBW  | 36.17 5     |
| 3 Faulkner, Samantha  | 14 FROGS | 38.01 4     |
| 4 Dulin, Kennedy      | 14 FROGS | 38.72 3     |
| 5 Mieskoski, Ava      | 13 ARRST | 39.56 2     |
| 6 Kelly, Alex         | 13 WO    | 39.88 1     |
| 7 Gaines, Asia        | 13 JCC   | 40.07       |
| 8 Klabunde, Kayla     | 14 FROGS | 40.18       |
| 9 Talkington, Madison | 14 FROGS | 40.21       |
| 10 Ruiz, Cindy        | 13 ARRST | 40.52       |
| 11 Tracy, Elle        | 14 GHJL  | 40.70       |

|                           |          |         |
|---------------------------|----------|---------|
| 12 Pascoe, Morgan         | 13 GHJL  | 40.74   |
| 13 Boullion, Chloe        | 13 WO    | 41.73   |
| 14 Dworin, Jillian        | 14 BWBW  | 42.32   |
| 15 Chalk, Mia             | 13 BWBW  | 42.82   |
| 16 Crosier, Sofia         | 13 BWBW  | 42.93   |
| 17 Anisimova, Anya        | 13 JCC   | 43.45   |
| 18 Schiesser, Avery       | 13 WO    | 43.60   |
| 19 Sheppard, Stephanie    | 13 BWBW  | 44.39   |
| 20 Jensen-Buchanan, Dasha | 13 FROGS | 44.53   |
| 21 Briggs, Delaney        | 14 ARRST | 45.15   |
| 22 Beeman, Nicole         | 13 ARRST | 45.32   |
| 23 DeFelice, Jaydin       | 14 FROGS | 45.74   |
| 24 Pelache, Sophia        | 14 ARRST | 46.06   |
| 25 Score, Terin           | 13 GHJL  | 46.67   |
| 26 Pennies, Brooklyn      | 13 GHJL  | 46.74   |
| 27 Borden, Ruby           | 14 BWBW  | 47.27   |
| 28 Brown, Kassie          | 13 FROGS | 47.83   |
| 29 Forbes, Madi           | 13 FROGS | 48.19   |
| 30 French, Bella          | 13 BWBW  | 48.39   |
| 31 King, Natalie          | 14 TC    | 48.92   |
| 32 Corder, Lauren         | 13 WO    | 50.75   |
| 33 Bevins, Kaylee         | 13 FROGS | 54.17   |
| 34 Fewx, Mabel            | 13 ARRST | 1:06.27 |

**Event 42 Boys 13-14 50 SC Meter Backstroke**

Champs Conv: 30.18 6/28/2009 Kyle C Sockwell

| Name                  | Age Team | Finals Time |
|-----------------------|----------|-------------|
| 1 Gier, Logan         | 14 ARRST | 32.85 7     |
| 2 Hays, Chase         | 13 BWBW  | 33.51 5     |
| 3 Hester, Jack        | 14 JCC   | 34.84 4     |
| 4 Snopel, Ian         | 13 FROGS | 35.70 3     |
| 5 Truss, Tyler        | 13 BWBW  | 35.71 2     |
| 6 Dale, Fred          | 13 GHJL  | 36.09 1     |
| 7 Furse, Wyatt        | 14 GHJL  | 37.61       |
| 8 Woolsey, George     | 14 GHJL  | 38.35       |
| 9 Crowley, Josh       | 13 GHJL  | 38.91       |
| 10 Rumrich, Nathaniel | 14 WO    | 39.33       |
| 11 Minter, Perrin     | 14 GHJL  | 39.37       |
| 12 Mastrian, Luke     | 13 ARRST | 40.09       |
| 13 Lollar, Aaron      | 14 ARRST | 40.84       |
| 14 Gopal, Eashaan     | 14 ARRST | 41.07       |
| 15 Kolecki, Ace       | 13 TC    | 41.50       |
| 16 Wilhelmi, Jackson  | 14 FROGS | 41.77       |
| 17 LaChance, Jack     | 14 BWBW  | 41.87       |
| 18 Morgan, Kyle       | 14 WO    | 42.79       |
| 19 Davis, Zimm        | 13 GHJL  | 43.61       |
| 20 Etheridge, Daniel  | 14 ARRST | 43.69       |
| 21 Hopwood, Gareth    | 14 TC    | 47.06       |
| 22 Miller, Noah       | 13 GHJL  | 50.27       |



## NAAL Championship 2018 - 7/7/2018

## Results - 11 &amp; Over Championships

**(Event 42 Boys 13-14 50 SC Meter Backstroke)**

| Name                 | Age | Team  | Finals Time |
|----------------------|-----|-------|-------------|
| 23 Menezes, Mark     | 13  | GHJL  | 52.38       |
| 24 Rosenbeck, Cayden | 14  | ARRST | 53.49       |
| 25 Zahid, Azzam      | 13  | FROGS | 55.22       |
| --- Fitch, Jace      | 13  | FROGS | NS          |
| --- Rupertus, Luke   | 13  | GHJL  | NS          |
| --- Wagner, Mike     | 14  | JCC   | NS          |

**Event 43 Women 15-18 50 SC Meter Backstroke**

Champs Conv: 32.68 6/26/2010 Zoe James - BW

| Name                | Age | Team  | Finals Time |
|---------------------|-----|-------|-------------|
| 1 Hall, Morgan      | 18  | FROGS | 34.94 7     |
| 2 Foster, Kailey    | 15  | ARRST | 35.03 5     |
| 3 Hays, Jules       | 15  | BWBW  | 35.05 4     |
| 4 Langenohl, Tressa | 15  | FROGS | 35.94 3     |
| 5 Fann, Carmen      | 17  | BWBW  | 37.05 2     |
| 6 Pobst, Kelsey     | 17  | BWBW  | 39.54 1     |
| 7 Valim, Audrey     | 18  | FROGS | 41.76       |
| 8 Ortiz, Valeria    | 15  | GHJL  | 44.12       |
| 9 L'Amie, Charlotte | 16  | BWBW  | 48.36       |
| --- Poulsen, Ashley | 15  | TC    | NS          |
| --- Wagner, Emmy    | 16  | JCC   | NS          |

**Event 44 Men 15-18 50 SC Meter Backstroke**

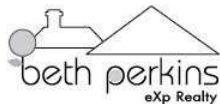
Champs Conv: 28.26 6/30/2012 Kyle C Sockwell

| Name                       | Age | Team  | Finals Time |
|----------------------------|-----|-------|-------------|
| 1 Lemens, Brandon          | 17  | BWBW  | 28.31 7     |
| 2 Stephenson, Reagan       | 18  | TC    | 28.97 5     |
| 3 Player, Beau             | 16  | GHJL  | 31.50 4     |
| 4 Fitch, Tanner            | 15  | FROGS | 32.94 3     |
| 5 Prati, Gareth            | 17  | BWBW  | 33.28 2     |
| 6 Underwood, Sam           | 15  | BWBW  | 33.30 1     |
| 7 Davis, Jasper            | 15  | GHJL  | 33.35       |
| 8 Lemens, Chase            | 15  | BWBW  | 35.01       |
| 9 Dworin, Ben              | 17  | BWBW  | 35.83       |
| 10 Dady, Lane              | 15  | BWBW  | 37.25       |
| 11 Washington, Devin       | 15  | BWBW  | 37.29       |
| 12 Jensen-Buchanan, Zhenya | 15  | FROGS | 38.73       |
| 13 Schrobilgen, Nate       | 17  | BWBW  | 39.11       |
| 14 LaFeber, Jaxson         | 16  | ARRST | 40.62       |
| 15 Dady, Reed              | 18  | BWBW  | 40.65       |
| 16 Scott, Duncan           | 15  | GHJL  | 43.48       |
| 17 Bowman, Sam             | 16  | BWBW  | 43.93       |
| 18 McCulloch, Trevor       | 15  | FROGS | 45.04       |
| 19 Chance, Owen            | 16  | BWBW  | 48.10       |

**Event 51 Girls 11-12 50 SC Meter Breaststroke**

Champs Conv: 36.59 6/26/2005 Shelby Kiser

| Name                       | Age | Team  | Finals Time |
|----------------------------|-----|-------|-------------|
| 1 Yaksh, Anya              | 12  | ARRST | 42.53 7     |
| 2 Vedder, Danika           | 11  | JCC   | 43.16 5     |
| 3 Stogner, Mackenzie       | 12  | WO    | 43.63 4     |
| 4 Rizk, Chloe              | 12  | WO    | 44.29 3     |
| 5 McIntosh, Megan          | 12  | JCC   | 44.56 2     |
| 6 Tripp, Brynna            | 12  | ARRST | 44.97 1     |
| 7 Blake, Lucy              | 12  | BWBW  | 45.05       |
| 8 Langenohl, Corinna       | 12  | FROGS | 45.56       |
| 9 Breton, Amelie           | 11  | ARRST | 46.62       |
| 10 Gardner, Addie          | 12  | JCC   | 47.79       |
| 11 Hoyt, Makena            | 12  | TC    | 48.29       |
| 12 Williford, Laney        | 11  | ARRST | 48.59       |
| 13 Olivier, Brayden        | 11  | JCC   | 49.16       |
| 14 Bong, Katherine         | 11  | FROGS | 49.19       |
| 15 Deviney, Ava            | 11  | GHJL  | 49.22       |
| 16 Ligarde, Mary           | 11  | WO    | 49.39       |
| 17 Taylor, Avery           | 11  | BWBW  | 50.00       |
| 18 Harbers, Amanda         | 11  | TC    | 50.22       |
| 19 Cohen, Taryn            | 11  | GHJL  | 50.33       |
| 20 Score, Tayla            | 11  | GHJL  | 50.40       |
| *21 Dahse, Audrey          | 11  | TC    | 50.51       |
| *21 Reif, Samantha         | 12  | FROGS | 50.51       |
| 23 Segars, Avery           | 12  | ARRST | 50.99       |
| 24 Lind, Kelsey            | 12  | BWBW  | 52.12       |
| 25 LaFeber, Allie          | 12  | ARRST | 52.16       |
| 26 Hill, Avery             | 12  | BWBW  | 52.59       |
| 27 Crosier, Norah          | 11  | BWBW  | 52.83       |
| 28 Jey, Kavya              | 11  | ARRST | 53.12       |
| 29 Van Den Bossche, Madiso | 11  | BWBW  | 53.40       |
| 30 Risinger, Alivia        | 12  | BWBW  | 53.48       |
| 31 Lehman, Katie           | 11  | FROGS | 53.50       |
| 32 Cavanaugh, Rachel       | 12  | GHJL  | 53.82       |
| 33 Bevins, Addison         | 12  | FROGS | 53.96       |
| 34 Gossett, Charlotte      | 12  | GHJL  | 54.22       |
| 35 Chance, Abbey           | 12  | BWBW  | 54.39       |
| 36 Sabnis, Avni            | 11  | ARRST | 54.55       |
| 37 Swinney, Courtney       | 11  | GHJL  | 54.75       |
| 38 Rener, Ava              | 12  | WO    | 55.36       |
| 39 Deaton, Rachel          | 12  | BWBW  | 55.59       |
| 40 Singh, Mahi             | 12  | FROGS | 55.65       |
| 41 Taylor, Grace           | 12  | TC    | 55.93       |
| 42 Phillips, Gabrielle     | 12  | BWBW  | 55.95       |
| 43 Gonzalez, Ella          | 12  | GHJL  | 56.00       |
| 44 Bell, Sara              | 11  | GHJL  | 56.13       |
| 45 Magruder, Addie Bae     | 11  | JCC   | 56.98       |



MANY THANKS  
to ORCA Sponsors



**NAAL Championship 2018 - 7/7/2018**

**Results - 11 & Over Championships**

**(Event 51 Girls 11-12 50 SC Meter Breaststroke)**

| Name                   | Age Team | Finals Time |
|------------------------|----------|-------------|
| 46 Dugan, Katherine    | 12 BWBW  | 57.56       |
| 47 Gjertsen, Elizabeth | 11 GHJL  | 58.49       |
| 48 Yeng, Rachel        | 11 BWBW  | 59.40       |
| 49 Harkness, Campbell  | 11 ARRST | 59.58       |
| 50 Barrow, Ragan       | 11 FROGS | 59.91       |
| 51 Sindrey, Emrie      | 11 FROGS | 1:03.31     |
| 52 Kelly, Erin         | 11 WO    | 1:05.99     |
| 53 Johnson, Cameron    | 11 TC    | 1:06.07     |
| 54 Greenlee, Ellie     | 11 FROGS | 1:07.53     |
| 55 Machann, Claire     | 11 BWBW  | 1:07.83     |
| --- Beeman, Taylor     | 11 ARRST | DQ          |
| --- Bruce, Kristin     | 12 ARRST | NS          |

**Event 52 Boys 11-12 50 SC Meter Breaststroke**

**Champs Conv: 37.82 6/26/2010 Nick Milikich**


| Name                | Age Team | Finals Time |
|---------------------|----------|-------------|
| 1 Hays, ZJ          | 11 BWBW  | 39.80 7     |
| 2 Brooks, Andres    | 11 WO    | 42.19 5     |
| 3 Mastrian, Ty      | 12 ARRST | 42.44 4     |
| 4 Estavillo, Nick   | 12 FROGS | 43.86 3     |
| 5 Stone, Samuel     | 11 FROGS | 46.85 2     |
| 6 Novak, Matthew    | 12 WO    | 47.29 1     |
| 7 Betron, Andrew    | 11 GHJL  | 47.35       |
| 8 Shafer, Owen      | 12 GHJL  | 47.68       |
| 9 Hogan, Cael       | 11 BWBW  | 48.18       |
| 10 Frank, Gunnar    | 12 BWBW  | 48.51       |
| 11 Payton, Will     | 12 FROGS | 50.21       |
| 12 Noesser, Chance  | 12 ARRST | 50.39       |
| 13 Bell, Ethan      | 12 GHJL  | 50.40       |
| 14 Berger, Jackson  | 11 BWBW  | 50.66       |
| 15 Pecci, Josh      | 12 TC    | 51.04       |
| 16 Mudhol, Pearson  | 12 FROGS | 51.27       |
| 17 Schaffer, Evan   | 12 GHJL  | 51.37       |
| 18 Felker, Aiden    | 11 FROGS | 51.63       |
| 19 Gier, Haven      | 11 ARRST | 51.65       |
| 20 Burgess, Nick    | 11 BWBW  | 51.77       |
| 21 Carter, Trey     | 12 GHJL  | 52.11       |
| 22 Cullins, Eli     | 12 BWBW  | 52.21       |
| 23 Ellwanger, Jonas | 12 BWBW  | 52.30       |
| 24 Acosta, Gavin    | 12 FROGS | 52.48       |
| 25 Morgan, Derek    | 12 FROGS | 52.70       |
| 26 Mieskoski, Zeke  | 11 ARRST | 53.15       |
| 27 Hall, Ryan       | 11 FROGS | 53.55       |
| 28 Mueller, Mason   | 11 TC    | 54.15       |
| 29 Ortiz, Niko      | 11 GHJL  | 54.72       |
| 30 Cheng, Jason     | 11 ARRST | 54.95       |
| 31 Hahn, Gavin      | 12 WO    | 55.12       |

|                        |          |         |
|------------------------|----------|---------|
| 32 Shimony, Roey       | 12 BWBW  | 55.25   |
| 33 Johnson, Andrew     | 12 FROGS | 55.32   |
| 34 Bearse, Andrew      | 12 GHJL  | 55.71   |
| 35 Plowman, Ryan       | 11 BWBW  | 55.82   |
| 36 Matthies, Max       | 12 GHJL  | 55.86   |
| 37 Means, Drew         | 11 GHJL  | 56.26   |
| 38 Jobe, Liam          | 11 WO    | 56.79   |
| 39 Nowell, Pierce      | 12 ARRST | 57.27   |
| 40 McDonald, Ryan      | 11 GHJL  | 58.28   |
| 41 Martinez, Carlo     | 12 TC    | 58.80   |
| 42 Gooch, Carson       | 11 FROGS | 58.84   |
| 43 Sahasrabudhe, Aarav | 11 ARRST | 58.96   |
| 44 Lemens, Dash        | 11 BWBW  | 59.12   |
| 45 Miller, Tarkyn      | 11 ARRST | 59.34   |
| 46 Hansen, David       | 12 BWBW  | 1:04.11 |
| 47 Gillon, Devin       | 12 ARRST | 1:04.14 |
| 48 Spears, Ben         | 11 BWBW  | 1:04.50 |
| 49 Menezes, Adam       | 11 GHJL  | 1:05.50 |
| 50 Hester, Jack        | 11 FROGS | 1:05.87 |
| 51 Cogwin, John        | 11 ARRST | 1:06.01 |
| 52 Bramwell, Quinn     | 12 TC    | 1:06.40 |
| 53 Latorre, Luka       | 11 FROGS | 1:08.48 |
| 54 Winkelmann, Reed    | 11 JCC   | 1:09.16 |
| 55 Bauer, Zane         | 11 WO    | 1:17.26 |
| --- Lucas, Nathan      | 12 TC    | DQ      |
| --- Faccione, Dean     | 11 FROGS | DQ      |
| --- LaChance, Charlie  | 12 BWBW  | NS      |

**Event 53 Girls 13-14 50 SC Meter Breaststroke**

**Champs Conv: 35.61 6/26/2011 Meaghan Rousset**

| Name                  | Age Team | Finals Time |
|-----------------------|----------|-------------|
| 1 Watson, Alex        | 13 JCC   | 41.48 7     |
| 2 Hesse, Annika       | 14 BWBW  | 42.01 5     |
| 3 Dulin, Kennedy      | 14 FROGS | 42.61 4     |
| 4 Gilkey, Dylan       | 13 TC    | 44.08 3     |
| 5 DeVore, Ashleigh    | 13 ARRST | 44.55 2     |
| 6 Talkington, Madison | 14 FROGS | 44.66 1     |
| 7 Ruiz, Cindy         | 13 ARRST | 45.21       |
| 8 Easter, Amanda      | 14 BWBW  | 45.38       |
| 9 Bils, kat           | 14 WO    | 46.19       |
| 10 Crosier, Sofia     | 13 BWBW  | 46.37       |
| 11 Kelly, Alex        | 13 WO    | 46.47       |
| 12 Schiesser, Avery   | 13 WO    | 46.61       |
| 13 Crosier, Lola      | 13 BWBW  | 46.71       |
| 14 Klabunde, Kayla    | 14 FROGS | 46.84       |
| 15 Bauer, Claire      | 13 WO    | 47.04       |
| 16 Dworin, Jillian    | 14 BWBW  | 48.04       |
| 17 Borden, Ruby       | 14 BWBW  | 48.95       |
| 18 Anisimova, Anya    | 13 JCC   | 49.13       |



## NAAL Championship 2018 - 7/7/2018

## Results - 11 &amp; Over Championships

**(Event 53 Girls 13-14 50 SC Meter Breaststroke)**

| Name                      | Age Team | Finals Time |
|---------------------------|----------|-------------|
| 19 Bauer, Lily            | 13 WO    | 49.21       |
| 20 Tracy, Elle            | 14 GHJL  | 50.15       |
| 21 Bevins, Kaylee         | 13 FROGS | 50.48       |
| 22 Espejo, Kate           | 13 FROGS | 50.58       |
| 23 Carter, Ava            | 13 GHJL  | 50.74       |
| 24 Liedeker, Erin         | 13 WO    | 50.89       |
| 25 Farra, Sanaa           | 14 WO    | 50.93       |
| 26 Ortiz, Katya           | 13 GHJL  | 50.95       |
| 27 Waldrop, Jenna         | 13 FROGS | 51.54       |
| 28 Score, Terin           | 13 GHJL  | 52.02       |
| 29 Jensen-Buchanan, Dasha | 13 FROGS | 52.03       |
| 30 Erway, Megan           | 13 ARRST | 52.26       |
| 31 French, Bella          | 13 BWBW  | 52.74       |
| 32 Brown, Kassie          | 13 FROGS | 52.99       |
| 33 Taylor, Ava            | 13 FROGS | 53.05       |
| 34 Forbes, Madi           | 13 FROGS | 55.67       |
| 35 Fewx, Mabel            | 13 ARRST | 1:19.35     |
| --- Corder, Lauren        | 13 WO    | DQ          |

**Event 54 Boys 13-14 50 SC Meter Breaststroke**

Champs Conv: 33.33 6/28/2015 Matthew Lane

| Name                 | Age Team | Finals Time |
|----------------------|----------|-------------|
| 1 Lucas, Mark        | 14 TC    | 37.70 7     |
| 2 Milam, Max         | 14 BWBW  | 40.94 5     |
| 3 Dale, Fred         | 13 GHJL  | 41.57 4     |
| 4 Gossett, Walker    | 14 GHJL  | 41.76 3     |
| 5 Calkins, Connor    | 14 BWBW  | 42.47 2     |
| 6 Strader, Ryan      | 13 TC    | 42.63 1     |
| 7 Collier, George    | 13 BWBW  | 42.86       |
| 8 Means, Grant       | 13 GHJL  | 42.91       |
| 9 Deelman, Jack      | 13 ARRST | 45.19       |
| 10 LaChance, Jack    | 14 BWBW  | 45.71       |
| 11 McDonald, Liam    | 13 GHJL  | 45.83       |
| 12 Gooch, Connor     | 13 FROGS | 46.31       |
| 13 Morgan, Kyle      | 14 WO    | 46.49       |
| 14 Albaugh, Aidan    | 13 FROGS | 46.73       |
| 15 Mastrian, Luke    | 13 ARRST | 46.86       |
| 16 Morgan, Dominic   | 14 FROGS | 47.00       |
| 17 Woolsey, George   | 14 GHJL  | 48.74       |
| 18 Gopal, Eashaan    | 14 ARRST | 48.91       |
| 19 Burgess, Will     | 13 BWBW  | 49.38       |
| 20 Weiland, Zeb      | 13 TC    | 49.44       |
| 21 Lollar, Aaron     | 14 ARRST | 49.80       |
| 22 Martinez, Aidan   | 14 WO    | 50.05       |
| 23 Davis, Zimm       | 13 GHJL  | 51.11       |
| 24 Parkinson, Daniel | 13 TC    | 52.54       |
| 25 Whitworth, Toby   | 13 ARRST | 52.64       |

|                      |          |       |
|----------------------|----------|-------|
| 26 Miller, Noah      | 13 GHJL  | 54.51 |
| 27 Rosenbeck, Cayden | 14 ARRST | 55.54 |
| 28 Menezes, Mark     | 13 GHJL  | 57.39 |
| --- Rupertus, Luke   | 13 GHJL  | NS    |
| --- Hagler, Zane     | 14 TC    | NS    |

**Event 55 Women 15-18 50 SC Meter Breaststroke**


Champs Conv: 34.17 6/28/2015 Meaghan Rousset

| Name                      | Age Team | Finals Time |
|---------------------------|----------|-------------|
| 1 Cornwell, Megan         | 15 ARRST | 38.81 7     |
| 2 Moates, Maddy           | 17 FROGS | 38.84 5     |
| 3 Dysart, Alyse           | 16 TC    | 39.15 4     |
| 4 Goodman, Ellie          | 17 BWBW  | 41.15 3     |
| 5 Blake, Daisy            | 16 BWBW  | 43.63 2     |
| 6 Stohrer, Chandley       | 16 FROGS | 43.67 1     |
| 7 Schooler, Rebecca       | 17 BWBW  | 44.03       |
| 8 Emmerson, Lucy          | 18 ARRST | 44.45       |
| 9 Langenohl, Seriana      | 17 FROGS | 44.85       |
| 10 Suarez, Amanda         | 18 GHJL  | 44.89       |
| 11 Proden, Michelle       | 16 ARRST | 46.58       |
| 12 L'Amie, Charlotte      | 16 BWBW  | 47.60       |
| 13 Pobst, Kelsey          | 17 BWBW  | 48.40       |
| 14 Ortiz, Valeria         | 15 GHJL  | 48.71       |
| 15 Moore, Caroline        | 15 GHJL  | 1:10.25     |
| --- Manning Lorino, Allie | 17 BWBW  | NS          |

**Event 56 Men 15-18 50 SC Meter Breaststroke**

Champs Conv: 30.94 6/23/2013 Kyle C Sockwell

| Name                 | Age Team | Finals Time |
|----------------------|----------|-------------|
| 1 Butler, Lance      | 16 BWBW  | 32.09 7     |
| 2 Skowronski, Alex   | 16 GHJL  | 32.84 5     |
| 3 Stephenson, Reagan | 18 TC    | 33.27 4     |
| 4 Weikel, Max        | 16 BWBW  | 34.50 3     |
| 5 Player, Beau       | 16 GHJL  | 35.28 2     |
| 6 Hesse, Christopher | 17 BWBW  | 35.79 1     |
| 7 Nunez, Caleb       | 15 FROGS | 36.16       |
| 8 Weiland, Jack      | 17 TC    | 36.58       |
| 9 Scott, Dylan       | 17 GHJL  | 36.77       |
| 10 Umstadd, John     | 18 BWBW  | 37.38       |
| 11 Menk, Eric        | 15 FROGS | 37.45       |
| 12 Burgess, Jack     | 15 BWBW  | 38.30       |
| 13 Cullers, Adam     | 18 BWBW  | 38.42       |
| 14 Lemens, Chase     | 15 BWBW  | 39.10       |
| 15 Easter, David     | 16 BWBW  | 39.14       |
| 16 Milam, Ben        | 16 BWBW  | 39.43       |
| 17 Barrow, Davis     | 17 FROGS | 39.46       |
| 18 Garza, Luis       | 15 FROGS | 39.81       |
| 19 Foster, Mark      | 15 WO    | 40.12       |
| 20 Schrobilgen, Nate | 17 BWBW  | 40.49       |



**NAAL Championship 2018 - 7/7/2018**

**Results - 11 & Over Championships**

**(Event 56 Men 15-18 50 SC Meter Breaststroke)**

| Name                    | Age Team | Finals Time |
|-------------------------|----------|-------------|
| 21 Briggs, Ben          | 16 ARRST | 41.30       |
| 22 McCulloch, Trevor    | 15 FROGS | 42.61       |
| 23 Dunn, Jackson        | 18 GHJL  | 43.49       |
| 24 LaFeber, Jaxson      | 16 ARRST | 43.54       |
| 25 Bowman, Sam          | 16 BWBW  | 43.66       |
| 26 Chance, Owen         | 16 BWBW  | 44.44       |
| 27 Enos, Ty             | 15 BWBW  | 45.40       |
| 28 Dady, Lane           | 15 BWBW  | 47.24       |
| --- Vasquez, Marky Marc | 17 ARRST | NS          |

**Event 63 Girls 11-12 50 SC Meter Butterfly**

**Champs Conv: 30.88 6/21/2014 Ella F Collins**


| Name                     | Age Team | Finals Time |
|--------------------------|----------|-------------|
| 1 Boudreaux, Sydney      | 12 FROGS | 32.07 7     |
| 2 Mashayekhi, Susan      | 11 FROGS | 36.21 5     |
| 3 Mongenel, Ella         | 11 TC    | 36.34 4     |
| 4 Garza, Eliana          | 12 TC    | 36.39 3     |
| 5 Banister, Ava          | 12 FROGS | 37.25 2     |
| 6 Novinger, Madeleine    | 12 BWBW  | 37.42 1     |
| 7 Spevak, Emme           | 12 WO    | 37.61       |
| 8 Stovall, Ella          | 12 WO    | 37.81       |
| 9 Faulkner, Melanie      | 12 FROGS | 38.74       |
| 10 Jagers, Phoebe        | 12 GHJL  | 39.37       |
| 11 Ligarde, Mary         | 11 WO    | 40.48       |
| 12 Scott, Farrah         | 11 GHJL  | 42.17       |
| 13 Tripp, Brynna         | 12 ARRST | 42.59       |
| 14 Rizk, Chloe           | 12 WO    | 43.92       |
| 15 Huels, Zoe            | 11 JCC   | 44.96       |
| 16 Blake, Lucy           | 12 BWBW  | 45.08       |
| 17 Walter, Lola          | 11 TC    | 45.59       |
| 18 Jey, Kavya            | 11 ARRST | 45.70       |
| 19 Kuhn, Lucy            | 12 JCC   | 45.73       |
| 20 Manning Lorino, Nikki | 12 BWBW  | 45.97       |
| 21 Gonzalez, Ella        | 12 GHJL  | 46.41       |
| 22 Galant, Gray          | 11 TC    | 47.11       |
| 23 Williford, Laney      | 11 ARRST | 47.25       |
| 24 Segars, Avery         | 12 ARRST | 47.62       |
| 25 Taylor, Avery         | 11 BWBW  | 48.45       |
| 26 Merkin, Natalie       | 12 FROGS | 49.23       |
| 27 Lehman, Katie         | 11 FROGS | 49.33       |
| 28 Harbers, Amanda       | 11 TC    | 49.79       |
| 29 Cavanaugh, Rachel     | 12 GHJL  | 50.03       |
| 30 Deaton, Rachel        | 12 BWBW  | 50.81       |
| 31 Taylor, Grace         | 12 TC    | 52.07       |
| 32 Brown, Shelby         | 11 GHJL  | 53.74       |
| 33 Cohen, Taryn          | 11 GHJL  | 55.59       |
| 34 Cowan, Catherine      | 11 FROGS | 58.34       |

|                        |          |         |
|------------------------|----------|---------|
| 35 Beeman, Taylor      | 11 ARRST | 59.32   |
| 36 Woolsey, Mary       | 11 GHJL  | 1:02.80 |
| --- Reynolds, Samantha | 12 FROGS | NS      |
| --- Kelley, Kenzie     | 12 FROGS | NS      |
| --- Lee, Erica         | 12 ARRST | NS      |

**Event 64 Boys 11-12 50 SC Meter Butterfly**

**Champs Conv: 31.29 6/29/2008 Nathan B Howells**

| Name                     | Age Team | Finals Time |
|--------------------------|----------|-------------|
| 1 Underwood, Josh        | 12 BWBW  | 33.65 7     |
| 2 Brooks, Andres         | 11 WO    | 34.01 5     |
| 3 Hays, ZJ               | 11 BWBW  | 34.22 4     |
| 4 England, Dylan         | 12 GHJL  | 34.47 3     |
| 5 Mitchell, AJ           | 12 TC    | 36.04 2     |
| 6 Yount, Tyler           | 11 ARRST | 36.54 1     |
| 7 Poulsen, Ryan          | 12 TC    | 36.81       |
| 8 Furse, Spencer         | 12 GHJL  | 38.09       |
| 9 Betron, Andrew         | 11 GHJL  | 40.14       |
| 10 Klabunde, Logan       | 12 FROGS | 40.74       |
| 11 Reed, Nash            | 11 BWBW  | 41.18       |
| 12 Truss, Grayson        | 11 BWBW  | 41.47       |
| 13 Ratcliffgardy, Vinson | 11 JCC   | 42.89       |
| 14 Childs, Jackson       | 12 BWBW  | 44.48       |
| 15 Minter, Evan          | 11 GHJL  | 44.86       |
| 16 Lung, Charles         | 11 BWBW  | 46.52       |
| 17 Noesser, Chance       | 12 ARRST | 47.57       |
| 18 Gier, Haven           | 11 ARRST | 48.45       |
| 19 Novinger, John        | 11 BWBW  | 48.91       |
| 20 Dean, Ryan            | 12 GHJL  | 49.49       |
| 21 Johnson, Andrew       | 12 FROGS | 50.03       |
| 22 Stacer, Ben           | 12 ARRST | 50.84       |
| 23 Zimmerman, Owen       | 11 BWBW  | 51.20       |
| 24 Cullins, Eli          | 12 BWBW  | 52.29       |
| 25 Schaffer, Evan        | 12 GHJL  | 56.05       |
| 26 Maguire, Joey         | 11 ARRST | 56.13       |
| 27 Calder, Conner        | 11 BWBW  | 56.48       |
| 28 Acosta, Gavin         | 12 FROGS | 56.69       |
| 29 Mudhol, Pearson       | 12 FROGS | 57.46       |
| 30 Bell, Ethan           | 12 GHJL  | 57.71       |
| 31 Menezes, Adam         | 11 GHJL  | 58.34       |
| 32 Ortiz, Niko           | 11 GHJL  | 1:00.48     |
| 33 Wilhelmi, Mighty      | 11 FROGS | 1:02.56     |
| 34 Spears, Ben           | 11 BWBW  | 1:05.55     |
| 35 Gupta, Parv           | 11 FROGS | 1:10.38     |
| --- Popp, Adrian         | 12 GHJL  | DQ          |
| --- Swain, Dillon        | 12 ARRST | NS          |
| --- Carter, Trey         | 12 GHJL  | NS          |
| --- Olivares, Diego      | 11 JCC   | NS          |



MANY THANKS to ORCA Sponsors



## NAAL Championship 2018 - 7/7/2018

## Results - 11 &amp; Over Championships

## Event 65 Girls 13-14 50 SC Meter Butterfly

Champs Conv: 30.86 6/28/2003 Lesley Murray - BW

| Name                        | Age Team | Finals Time |   |
|-----------------------------|----------|-------------|---|
| 1 Burchett, Emily           | 14 FROGS | 30.58       | 7 |
| 2 Stromberger, Elizabeth An | 13 WO    | 32.67       | 5 |
| 3 Lampert, Brynn            | 13 GHJL  | 34.73       | 4 |
| 4 Sears, Alexandra          | 14 BWBW  | 35.54       | 3 |
| 5 Gaines, Asia              | 13 JCC   | 36.81       | 2 |
| 6 Mieskoski, Ava            | 13 ARRST | 36.87       | 1 |
| 7 Faulkner, Samantha        | 14 FROGS | 37.39       |   |
| 8 Cheng, Flora              | 13 ARRST | 37.64       |   |
| 9 Hesse, Annika             | 14 BWBW  | 37.95       |   |
| 10 Chalk, Mia               | 13 BWBW  | 38.96       |   |
| 11 Schock, Mia              | 13 WO    | 39.14       |   |
| 12 Easter, Amanda           | 14 BWBW  | 40.28       |   |
| 13 Pascoe, Morgan           | 13 GHJL  | 41.07       |   |
| 14 Lung, Opal               | 13 BWBW  | 42.05       |   |
| 15 Espejo, Kate             | 13 FROGS | 42.16       |   |
| 16 Talkington, Madison      | 14 FROGS | 42.44       |   |
| 17 Crosier, Lola            | 13 BWBW  | 42.69       |   |
| 18 Sheppard, Stephanie      | 13 BWBW  | 42.87       |   |
| 19 Pelache, Sophia          | 14 ARRST | 43.01       |   |
| 20 Beeman, Nicole           | 13 ARRST | 44.09       |   |
| 21 Erway, Megan             | 13 ARRST | 44.41       |   |
| 22 DeFelice, Jaydin         | 14 FROGS | 45.08       |   |
| 23 Waldrop, Jenna           | 13 FROGS | 47.19       |   |
| 24 Taylor, Ava              | 13 FROGS | 47.59       |   |

## Event 66 Boys 13-14 50 SC Meter Butterfly

Champs Conv: 28.87 7/1/1993 Chris Reynolds - GJ

| Name                  | Age Team | Finals Time |   |
|-----------------------|----------|-------------|---|
| 1 Gier, Logan         | 14 ARRST | 29.88       | 7 |
| 2 Schiesser, Ben      | 13 WO    | 31.41       | 5 |
| 3 Hays, Chase         | 13 BWBW  | 31.93       | 4 |
| 4 Dale, Jack          | 14 GHJL  | 32.33       | 3 |
| 5 Collier, George     | 13 BWBW  | 33.28       | 2 |
| 6 Snopel, Ian         | 13 FROGS | 33.60       | 1 |
| 7 Furse, Wyatt        | 14 GHJL  | 34.86       |   |
| 8 Wilhelmi, Jackson   | 14 FROGS | 36.54       |   |
| 9 Minter, Perrin      | 14 GHJL  | 37.62       |   |
| 10 Deelman, Jack      | 13 ARRST | 38.17       |   |
| 11 Calkins, Connor    | 14 BWBW  | 38.47       |   |
| 12 Crowley, Josh      | 13 GHJL  | 39.18       |   |
| 13 Morgan, Kyle       | 14 WO    | 40.45       |   |
| 14 Rumrich, Nathaniel | 14 WO    | 40.70       |   |
| 15 Parkinson, Daniel  | 13 TC    | 40.72       |   |
| 16 Whitworth, Toby    | 13 ARRST | 40.92       |   |
| 17 Milam, Max         | 14 BWBW  | 41.76       |   |

|                      |          |       |  |
|----------------------|----------|-------|--|
| 18 Morgan, Dominic   | 14 FROGS | 42.78 |  |
| 19 Etheridge, Daniel | 14 ARRST | 46.99 |  |
| 20 Moore, Liam       | 13 GHJL  | 49.81 |  |
| --- Fitch, Jace      | 13 FROGS | NS    |  |
| --- Hagler, Zane     | 14 TC    | NS    |  |

## Event 67 Women 15-18 50 SC Meter Butterfly


Champs Conv: 31.35 6/24/2007 Lesley Murray

| Name                  | Age Team | Finals Time |   |
|-----------------------|----------|-------------|---|
| 1 Foster, Kailey      | 15 ARRST | 31.17       | 7 |
| 2 Hays, Jules         | 15 BWBW  | 32.67       | 5 |
| 3 Blake, Daisy        | 16 BWBW  | 33.24       | 4 |
| 4 Hall, Morgan        | 18 FROGS | 34.05       | 3 |
| 5 Goodman, Ellie      | 17 BWBW  | 35.32       | 2 |
| 6 Fann, Carmen        | 17 BWBW  | 35.52       | 1 |
| 7 Schmidt, Olivia     | 17 BWBW  | 35.62       |   |
| 8 Suarez, Amanda      | 18 GHJL  | 36.09       |   |
| 9 Langenohl, Tressa   | 15 FROGS | 36.99       |   |
| 10 Valim, Audrey      | 18 FROGS | 41.06       |   |
| 11 Emmerson, Lucy     | 18 ARRST | 42.19       |   |
| --- Poulsen, Ashley   | 15 TC    | NS          |   |
| --- Komendera, Reagan | 15 TC    | NS          |   |

## Event 68 Men 15-18 50 SC Meter Butterfly

Champs Conv: 25.85 6/29/2008 John Velasquez

| Name                 | Age Team | Finals Time |   |
|----------------------|----------|-------------|---|
| 1 Lemens, Brandon    | 17 BWBW  | 27.72       | 7 |
| 2 Stephenson, Reagan | 18 TC    | 28.08       | 5 |
| 3 Weikel, Max        | 16 BWBW  | 29.12       | 4 |
| 4 Skowronski, Alex   | 16 GHJL  | 29.54       | 3 |
| 5 Menk, Eric         | 15 FROGS | 30.95       | 2 |
| 6 Hesse, Christopher | 17 BWBW  | 31.10       | 1 |
| 7 Washington, Devin  | 15 BWBW  | 31.12       |   |
| 8 Milam, Ben         | 16 BWBW  | 31.35       |   |
| 9 Umstatt, John      | 18 BWBW  | 31.44       |   |
| 10 Nassar, Salem     | 16 ARRST | 31.85       |   |
| 11 Fitch, Tanner     | 15 FROGS | 32.08       |   |
| 12 Garza, Luis       | 15 FROGS | 32.09       |   |
| 13 Prati, Gareth     | 17 BWBW  | 32.13       |   |
| 14 Gilkey, Cooper    | 16 TC    | 32.55       |   |
| 15 Underwood, Sam    | 15 BWBW  | 32.66       |   |
| 16 Dworin, Ben       | 17 BWBW  | 32.93       |   |
| 17 Barrow, Davis     | 17 FROGS | 33.30       |   |
| 18 Cullers, Adam     | 18 BWBW  | 35.56       |   |
| 19 Dady, Reed        | 18 BWBW  | 36.09       |   |
| 20 Easter, David     | 16 BWBW  | 36.93       |   |
| 21 Enos, Ty          | 15 BWBW  | 41.18       |   |



**NAAL Championship 2018 - 7/7/2018**

**Results - 11 & Over Championships**

**Event 73 Girls 11-12 200 SC Meter Freestyle Relay**

**Champs Conv: 2:05.35 6/21/2014 Westover Wild Orcas  
S Mines, M Taylor, R Brinkmann, E Collins**

| Team                          | Relay                     | Finals Time |    |
|-------------------------------|---------------------------|-------------|----|
| 1 FROGS                       | A                         | 2:07.17     | 14 |
| 1) Banister, Ava 12           | 2) Faulkner, Melanie 12   |             |    |
| 3) Mashayekhi, Susan 11       | 4) Boudreaux, Sydney 12   |             |    |
| 2 WO                          | A                         | 2:16.12     | 10 |
| 1) Rizk, Chloe 12             | 2) Stovall, Ella 12       |             |    |
| 3) Spevak, Emme 12            | 4) Stogner, Mackenzie 12  |             |    |
| 3 ARRST                       | A                         | 2:21.54     | 8  |
| 1) Tripp, Brynna 12           | 2) Williford, Laney 11    |             |    |
| 3) Breton, Amelie 11          | 4) Yaksh, Anya 12         |             |    |
| 4 TC                          | A                         | 2:22.05     | 6  |
| 1) Garza, Eliana 12           | 2) Taylor, Grace 12       |             |    |
| 3) Walter, Lola 11            | 4) Mongenel, Ella 11      |             |    |
| 5 BWBW                        | A                         | 2:22.43     | 4  |
| 1) Manning Lorino, Nikki 12   | 2) Mangum, Paige 12       |             |    |
| 3) Blake, Lucy 12             | 4) Novinger, Madeleine 12 |             |    |
| 6 GHJL                        | A                         | 2:28.92     | 2  |
| 1) Deviney, Ava 11            | 2) Brown, Shelby 11       |             |    |
| 3) Gossett, Charlotte 12      | 4) Jagggers, Phoebe 12    |             |    |
| 7 FROGS                       | B                         | 2:29.40     |    |
| 1) Reynolds, Samantha 12      | 2) Bong, Katherine 11     |             |    |
| 3) Price, Karla 12            | 4) Langenohl, Corinna 12  |             |    |
| 8 JCC                         | A                         | 2:33.35     |    |
| 1) Gardner, Addie 12          | 2) Kuhn, Lucy 12          |             |    |
| 3) Huels, Zoe 11              | 4) McIntosh, Megan 12     |             |    |
| 9 BWBW                        | B                         | 2:42.67     |    |
| 1) Taylor, Avery 11           | 2) Hill, Avery 12         |             |    |
| 3) Van Den Bossche, Madison 1 | 4) Lind, Kelsey 12        |             |    |
| 10 ARRST                      | B                         | 2:44.02     |    |
| 1) Segars, Avery 12           | 2) Sabnis, Avni 11        |             |    |
| 3) Jey, Kavya 11              | 4) Lee, Erica 12          |             |    |
| 11 TC                         | B                         | 2:47.30     |    |
| 1) Galant, Gray 11            | 2) Hoyt, Makena 12        |             |    |
| 3) Dahse, Audrey 11           | 4) Harbers, Amanda 11     |             |    |
| 12 GHJL                       | B                         | 2:49.90     |    |
| 1) Scott, Farrah 11           | 2) Woolsey, Mary 11       |             |    |
| 3) Cavanaugh, Rachel 12       | 4) Thompson, Luci 11      |             |    |

**Event 74 Boys 11-12 200 SC Meter Freestyle Relay**

**Champs Conv: 2:08.35 6/23/2013 Gators Swim Team  
M Lane, B Yeazell, B Player, M Cipleu**


| Team                 | Relay                | Finals Time |    |
|----------------------|----------------------|-------------|----|
| 1 GHJL               | A                    | 2:12.05     | 14 |
| 1) Furse, Spencer 12 | 2) Popps, Adrian 12  |             |    |
| 3) Betron, Andrew 11 | 4) England, Dylan 12 |             |    |

|                       |                       |         |    |
|-----------------------|-----------------------|---------|----|
| 2 BWBW                | A                     | 2:13.00 | 10 |
| 1) Underwood, Josh 12 | 2) Truss, Grayson 11  |         |    |
| 3) Frank, Gunnar 12   | 4) Zimmerman, Owen 11 |         |    |
| 3 BWBW                | B                     | 2:17.14 | 8  |
| 1) Hogan, Cael 11     | 2) Reed, Nash 11      |         |    |
| 3) Hays, ZJ 11        | 4) Childs, Jackson 12 |         |    |
| 4 TC                  | A                     | 2:24.65 | 6  |
| 1) Lucas, Nathan 12   | 2) Poulsen, Ryan 12   |         |    |
| 3) Martinez, Carlo 12 | 4) Mitchell, AJ 12    |         |    |
| 5 ARRST               | A                     | 2:26.71 | 4  |
| 1) Mastrian, Ty 12    | 2) Nowell, Pierce 12  |         |    |
| 3) Mieskoski, Zeke 11 | 4) Yount, Tyler 11    |         |    |
| 6 WO                  | A                     | 2:30.07 | 2  |
| 1) Novak, Matthew 12  | 2) Hahn, Gavin 12     |         |    |
| 3) Jobe, Liam 11      | 4) Brooks, Andres 11  |         |    |
| 7 GHJL                | B                     | 2:30.70 |    |
| 1) Shafer, Owen 12    | 2) Means, Drew 11     |         |    |
| 3) Bearse, Andrew 12  | 4) Minter, Evan 11    |         |    |
| 8 FROGS               | A                     | 2:31.31 |    |
| 1) Klabunde, Logan 12 | 2) Stone, Samuel 11   |         |    |
| 3) Estavillo, Nick 12 | 4) Acosta, Gavin 12   |         |    |
| 9 FROGS               | B                     | 2:41.34 |    |
| 1) Morgan, Derek 12   | 2) Hall, Ryan 11      |         |    |
| 3) Felker, Aiden 11   | 4) Johnson, Andrew 12 |         |    |
| 10 ARRST              | B                     | 3:00.22 |    |
| 1) Cheng, Jason 11    | 2) Gier, Haven 11     |         |    |
| 3) Stacer, Ben 12     | 4) Cogwin, John 11    |         |    |

**Event 75 Girls 13-14 200 SC Meter Freestyle Relay**

**Champs Conv: 2:00.33 7/9/2017 Forest Area Swim Team  
S Johnson, V Castille, T Langenohl, E Burchett**

| Team                         | Relay                            | Finals Time |    |
|------------------------------|----------------------------------|-------------|----|
| 1 BWBW                       | A                                | 2:10.77     | 14 |
| 1) Hesse, Annika 14          | 2) Sheppard, Stephanie 13        |             |    |
| 3) Lung, Opal 13             | 4) Sears, Alexandra 14           |             |    |
| 2 WO                         | A                                | 2:11.37     | 10 |
| 1) Bills, kat 14             | 2) Bauer, Claire 13              |             |    |
| 3) Kelly, Alex 13            | 4) Stromberger, Elizabeth Ann 13 |             |    |
| 3 ARRST                      | A                                | 2:14.69     | 8  |
| 1) Ruiz, Cindy 13            | 2) DeVore, Ashleigh 13           |             |    |
| 3) Mieskoski, Ava 13         | 4) Cheng, Flora 13               |             |    |
| 4 JCC                        | A                                | 2:16.83     | 6  |
| 1) Gaines, Asia 13           | 2) Olivier, Brayden 11           |             |    |
| 3) Anisimova, Anya 13        | 4) Watson, Alex 13               |             |    |
| 5 GHJL                       | A                                | 2:21.48     | 4  |
| 1) Lampert, Brynn 13         | 2) Ortiz, Katya 13               |             |    |
| 3) Pascoe, Morgan 13         | 4) Tracy, Elle 14                |             |    |
| 6 FROGS                      | B                                | 2:25.81     | 2  |
| 1) Taylor, Ava 13            | 2) Klabunde, Kayla 14            |             |    |
| 3) Jensen-Buchanan, Dasha 13 | 4) Talkington, Madison 14        |             |    |



**NAAL Championship 2018 - 7/7/2018**

**Results - 11 & Over Championships**

**(Event 75 Girls 13-14 200 SC Meter Freestyle Relay)**

| Team                     | Relay                  | Finals Time |
|--------------------------|------------------------|-------------|
| 7 BWBW                   | B                      | 2:26.22     |
| 1) Easter, Amanda 14     | 2) Chalk, Mia 13       |             |
| 3) Borden, Ruby 14       | 4) Crosier, Sofia 13   |             |
| 8 WO                     | B                      | 2:28.30     |
| 1) Schock, Mia 13        | 2) Liedeker, Erin 13   |             |
| 3) Schiesser, Avery 13   | 4) Bouillion, Chloe 13 |             |
| 9 ARRST                  | B                      | 2:30.95     |
| 1) Pelache, Sophia 14    | 2) Briggs, Delaney 14  |             |
| 3) Erway, Megan 13       | 4) Beeman, Nicole 13   |             |
| --- FROGS                | A                      | DQ          |
| 1) Faulkner, Samantha 14 | 2) DeFelice, Jaydin 14 |             |
| 3) Dulin, Kennedy 14     | 4) Burchett, Emily 14  |             |

**Event 76 Boys 13-14 200 SC Meter Freestyle Relay**

**Champs Conv: 1:54.12 6/28/2003 BW**

| Team                     | Relay                   | Finals Time |
|--------------------------|-------------------------|-------------|
| 1 BWBW                   | A                       | 1:59.08 14  |
| 1) Hays, Chase 13        | 2) Truss, Tyler 13      |             |
| 3) LaChance, Jack 14     | 4) Collier, George 13   |             |
| 2 GHJL                   | A                       | 2:01.45 10  |
| 1) Minter, Perrin 14     | 2) Dale, Fred 13        |             |
| 3) Furse, Wyatt 14       | 4) Dale, Jack 14        |             |
| 3 ARRST                  | A                       | 2:07.37 8   |
| 1) Mastrian, Luke 13     | 2) Deelman, Jack 13     |             |
| 3) Lollar, Aaron 14      | 4) Gier, Logan 14       |             |
| 4 GHJL                   | B                       | 2:13.75 6   |
| 1) Crowley, Josh 13      | 2) McDonald, Liam 13    |             |
| 3) Woolsey, George 14    | 4) Means, Grant 13      |             |
| 5 FROGS                  | A                       | 2:14.41 4   |
| 1) Albaugh, Aidan 13     | 2) Wilhelmi, Jackson 14 |             |
| 3) Gooch, Connor 13      | 4) Snopel, Ian 13       |             |
| 6 WO                     | A                       | 2:19.15 2   |
| 1) Rumrich, Nathaniel 14 | 2) Martinez, Aidan 14   |             |
| 3) Morgan, Kyle 14       | 4) Schiesser, Ben 13    |             |
| 7 TC                     | A                       | 2:21.06     |
| 1) Hopwood, Gareth 14    | 2) Kolecki, Ace 13      |             |
| 3) Weiland, Zeb 13       | 4) Strader, Ryan 13     |             |
| 8 BWBW                   | B                       | 2:22.15     |
| 1) Calkins, Connor 14    | 2) Milam, Max 14        |             |
| 3) Burgess, Will 13      | 4) Cullins, Eli 12      |             |
| 9 ARRST                  | B                       | 2:37.91     |
| 1) Whitworth, Toby 13    | 2) Rosenbeck, Cayden 14 |             |
| 3) Etheridge, Daniel 14  | 4) Gopal, Eashaan 14    |             |
| 10 FROGS                 | B                       | 2:40.79     |
| 1) Payton, Will 12       | 2) Zahid, Azzam 13      |             |
| 3) Wilhelmi, Mighty 11   | 4) Morgan, Dominic 14   |             |

|                             |                        |         |
|-----------------------------|------------------------|---------|
| 11 JCC                      | A                      | 2:42.18 |
| 1) Ratcliffgardy, Vinson 11 | 2) Winkelmann, Reed 11 |         |
| 3) Friday, Anderson 12      | 4) Hester, Jack 14     |         |

**Event 77 Women 15-18 200 SC Meter Freestyle Relay**

**Champs Conv: 1:57.95 6/28/2015 Westover Wild Orcas**

**M Nicot, m Halter, V Vines, S Smith**


| Team                     | Relay                    | Finals Time |
|--------------------------|--------------------------|-------------|
| 1 FROGS                  | A                        | 2:03.73 14  |
| 1) Langenohl, Seriana 17 | 2) Hall, Morgan 18       |             |
| 3) Moates, Maddy 17      | 4) Langenohl, Tressa 15  |             |
| 2 BWBW                   | A                        | 2:04.05 10  |
| 1) Blake, Daisy 16       | 2) Schmidt, Olivia 17    |             |
| 3) Goodman, Ellie 17     | 4) Hays, Jules 15        |             |
| 3 ARRST                  | A                        | 2:13.63 8   |
| 1) Cornwell, Megan 15    | 2) Proden, Michelle 16   |             |
| 3) Emmerson, Lucy 18     | 4) Foster, Kailey 15     |             |
| 4 GHJL                   | A                        | 2:21.10 6   |
| 1) Ortiz, Valeria 15     | 2) Score, Terin 13       |             |
| 3) Pennies, Brooklyn 13  | 4) Suarez, Amanda 18     |             |
| 5 BWBW                   | B                        | 2:22.95 4   |
| 1) Pobst, Kelsey 17      | 2) Schooler, Rebecca 17  |             |
| 3) L'Amie, Charlotte 16  | 4) Fann, Carmen 17       |             |
| 6 FROGS                  | B                        | 2:25.31 2   |
| 1) Stohrer, Chandley 16  | 2) Espejo, Kate 13       |             |
| 3) Valim, Audrey 18      |                          |             |
| 7 ARRST                  | B                        | 3:04.58     |
| 1) Bindel, Caroline 12   | 2) LaFeber, Allie 12     |             |
| 3) Beeman, Taylor 11     | 4) Harkness, Campbell 11 |             |
| --- WO                   | A                        | NS          |
| 1) Bauer, Lily 13        | 2) Corder, Lauren 13     |             |
| 3) Ligarde, Mary 11      | 4) Farra, Sanaa 14       |             |
| --- TC                   | A                        | NS          |
| 1) Gilkey, Dylan 13      | 2) Poulsen, Ashley 15    |             |
| 3) King, Natalie 14      | 4) Dysart, Alyse 16      |             |

**Event 78 Men 15-18 200 SC Meter Freestyle Relay**

**Champs Conv: 1:44.40 6/26/2011 Forest Area Swim Team**

**P Loaiza, C Tulley, R Buckner, C Quintero**

| Team                     | Relay               | Finals Time |
|--------------------------|---------------------|-------------|
| 1 BWBW                   | A                   | 1:45.46 14  |
| 1) Lemens, Brandon 17    | 2) Weikel, Max 16   |             |
| 3) Schrobilgen, Nate 17  | 4) Butler, Lance 16 |             |
| 2 GHJL                   | A                   | 1:47.82 10  |
| 1) Skowronski, Alex 16   | 2) Player, Beau 16  |             |
| 3) Scott, Dylan 17       | 4) Davis, Jasper 15 |             |
| 3 TC                     | A                   | 1:49.54 8   |
| 1) Stephenson, Reagan 18 | 2) Lucas, Mark 14   |             |
| 3) Gilkey, Cooper 16     | 4) Weiland, Jack 17 |             |





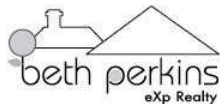
**NAAL Championship 2018 - 7/7/2018**

**Results - 11 & Over Championships**

| <b>(Event 78 Men 15-18 200 SC Meter Freestyle Relay)</b> |                       |                    |   |  |
|--|-----------------------|--------------------|---|--|
| <b>Team</b>  | <b>Relay</b>          | <b>Finals Time</b> |   |  |
| 4 BWBW   | B                     | 1:50.32            | 6 |  |
| 1) Umstadd, John 18                                      | 2) Underwood, Sam 15  |                    |   |  |
| 3) Hesse, Christopher 17                                 | 4) Milam, Ben 16      |                    |   |  |
| 5 FROGS  | A                     | 1:52.38            | 4 |  |
| 1) Nunez, Caleb 15                                       | 2) Garza, Luis 15     |                    |   |  |
| 3) Barrow, Davis 17                                      | 4) Fitch, Tanner 15   |                    |   |  |
| 6 ARRST  | A                     | 2:28.65            | 2 |  |
| 1) Gillon, Devin 12                                      | 2) LaFeber, Jaxson 16 |                    |   |  |
| 3) Briggs, Ben 16  | 4) Nassar, Salem 16   |                    |   |  |
| 7 ARRST  | B                     | 2:58.27            |   |  |
| 1) Maguire, Joey 11                                      | 2) Pradeep, Rish 12   |                    |   |  |
| 3) Miller, Tarkyn 11                                     | 4) Noesser, Chance 12 |                    |   |  |

**Combined Team Scores**

| <b>Combined Team Scores - Through Event 78</b> |  |     |
|--|--|-----|
| 1. Balcones Woods Blue Wave                    |  | 503 |
| 2. Forest Area Swim Team                       |  | 390 |
| 3. Avery Ranch Redfish                         |  | 388 |
| 4. Gators Swim Team                            |  | 323 |
| 5. Twin Creeks Twisters                        |  | 230 |
| 6. Jcc Piranhas Swim Team                      |  | 192 |
| 7. Westover Wild Orcas                         |  | 174 |



**MANY THANKS  
to ORCA Sponsors**

