

>>**Tip:** Hovering your mouse over an Event Status Bar cell will reveal more details about the corresponding event, including the event name, status, and the number of heats and entries.

Demo: Green vs. Gold April 25, 2020

EVENT **19** ^ 50YD FREESTYLE
v Girls 11-12

1 2 3 4 ▾

LANE	TEAM	ATHLETE
1	GREEN	Beazley, Portia (11)
2	GREEN	Alessio, Karrie (11)
3	GOLD	Alessio, Shayla (11)
4	GOLD	Xie, Lettie (12)

EVENT #23 SEEDED
50yd Freestyle
Women 15-18
1 Heats / 5 Entries

You can click on any of the cells to go directly to that event.

The event number is shown prominently in the upper left corner of the screen. You can use the up/down arrows to the left of the event number to progress forward or backwards through the events. **Keyboard shortcuts:** "Command" (Mac) or "Control" (PC) plus the up/down arrow keys.

Heat View and Lane View

You choose to display your event in either Heat View or Lane View by selecting the Heat or Lane tab at the top of your screen.

◆ Heat View:

Demo: Green vs. Gold April 25, 2020

EVENT **19** ^ 50YD FREESTYLE
v Girls 11-12

HEAT **< 2 >** LANE Standings
Green Dragons
Golden Geese

1 2 3 4 ▾

LANE	TEAM	ATHLETE	SEED TIME	WATCH 1	DQ	OFF
1	GREEN	Reazley, Portia (11)	51.15	58.77	<input type="checkbox"/>	...
2	GOLD	Alessio, Karrie (11)	44.88		<input type="checkbox"/>	...
3	GOLD	Alessio, Shayla (11)	44.13		<input type="checkbox"/>	...
4	GOLD	Xie, Lettie (12)	44.66		<input type="checkbox"/>	...
5	GREEN	Valentine, Brenda (11)	47.38		<input type="checkbox"/>	...
6	ADD ENTRY					

- Heat number is displayed in the Heat tab.
- Heats are shown in boxes below the event number.
- The heats are color-coded as well: green for complete, yellow for incomplete, and blue for heats not yet started. Color coding should make it easier to spot the incomplete heat (which would show yellow) in an event that is showing yellow.
- Each row displays the swimmers assigned to each lane for that heat.
- Easily move swimmers to different lanes within that heat by dragging and dropping the row to a new lane (hover over the left side of the row until your cursor looks like a cross).
- Move between heats by clicking the left/right arrows next to the heat indicator in the Heat tab, or by hitting "Command" (Mac) or "Control" (PC) and the left/right arrow keys.
- If on the last heat, arrowing to the "next" heat will automatically take you to the next event.

▶ Lane View:

The screenshot shows the Lane View interface for a swimming event. At the top, it displays "Demo: Green vs. Gold" and "April 25, 2020". The event is "50YD FREESTYLE Girls 11-12" with a large "19" indicating the event number. Below this, there are tabs for "HEAT" and "LANE", with "LANE" selected. A "Standings" section shows "Green Dragons" and "Golden Geese". A row of heat numbers (1-6) is visible, with heat 2 selected. The main table has columns for "HEAT", "TEAM", "ATHLETE", "SEED TIME", "WATCH 1", "DQ", "OFFICIAL TIME", and "HEAT PLACE". The data rows are:

HEAT	TEAM	ATHLETE	SEED TIME	WATCH 1	DQ	OFFICIAL TIME	HEAT PLACE
1	ADD ENTRY						
2	GREEN	Beazley, Portia (11)	51.15	58.77	<input type="checkbox"/>	58.77	1
3	GOLD	Suggs, Oma (12)	43.68		<input type="checkbox"/>		
4	GREEN	Alessio, Ellie (11)	38.71		<input type="checkbox"/>		

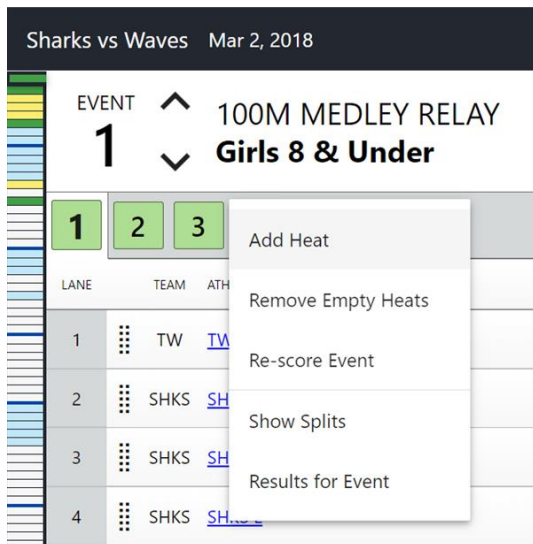
- Lane number is displayed in the Lane tab.
- All lanes are shown next to triangles (flags) below the event number.
- Each row displays the swimmers assigned to each heat within that lane.
- If timer sheets are printed by lane, this view will provide an efficient way to enter times as the timer sheets come in to the computer table.
- Move between lanes by clicking the left/right arrows next to the lane indicator in the Lane tab, or by hitting "Command" (Mac) or "Control" (PC) and the left/right arrow keys.
- If on the last lane, arrowing to the "next" lane will take you to the next event.

Heat Actions Menu

Add/Remove Empty Heats, Re-score Event, Show Splits or Print Event Results

Use the dropdown menu at the end of the list of heats to perform any of these actions per heat.

This close-up shows the event information "EVENT 19 50YD FREESTYLE Girls 11-12" and a row of heat buttons labeled 1, 2, 3, 4, and a dropdown menu. A pink arrow points to the dropdown menu.



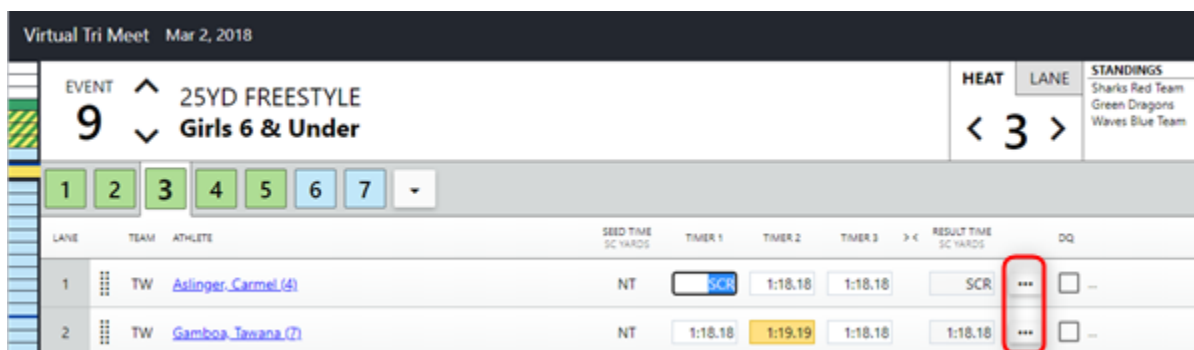
>>**Re-score Event Tip:** Normally your events will score automatically as soon as all data is input for all scoring heats in the event. If for any reason, your event is stuck in a "partial" update (yellow) state even though all the data is input, the re-score event option will force the event to score if it failed to do so automatically (it's rare, but can happen in some scenarios).

For more on Splits → See [Meet Maestro Splits & Reaction Times](#)

Results Actions Menu

No Show, Scratch, Did not finish, Clear codes, Time adjustment

This results action menu provides quick access to these actions instead of having to recall the shorthand codes, and when you need to clear those codes or adjust the times.



RESULT TIME	DQ	
SC YARDS		
SCR	No show	NS
1:18.18	Scratch	SCR
1:19.19	Did not finish	DNF
DNF	Clear codes	
	Time adjustment	
1:17.17	...	<input type="checkbox"/> ...

Time Adjustment Screen

Time Adjustment

#5 Girls 11-12 200yd Medley Relay — Heat 1

LN	RESULT	HP	USE	PAD TIMES		BACKUP TIMES				WATCH TIMES					
				PAD	HP	BACKUP 1	BACKUP 2	BACKUP 3	CALC.	HP	WATCH 1	WATCH 2	WATCH 3	CALC.	HP
1	No entry														
2	1:12.12	2									1:12.12	1:12.12	1:11.11	1:12.12	2
3	1:12.12	2									1:12.12	1:13.45	1:12.12	1:12.12	2
4	1:14.14	4									1:14.14	1:14.14	1:15.66	1:14.14	4
5	2:10.00	1									2:10.00	2:10.00	2:10.00	2:10.00	1
6	No entry														

Notes

Add notes

Overall Team Standings or Records Display

The **Standings** will continuously update as the meet progresses. If **Records** are set to transfer in the meet export from SwimTopia, they will display in the user interface as seen below.

Showing Standings

EVENT	HEAT	LANE	Standings	WOMEN	MEN	COMBINED
9 25M FREESTYLE Girls 6 & Under	< 1 >		Green Dragons	0	0	0
			Waves Blue Team	0	0	0
			Sharks Red Team	0	0	0

Showing Records

EVENT	HEAT	LANE	RECORDS	TIME	YEAR	MEET
9 25M FREESTYLE Girls 6 & Under	< 1 >		Kira Oragan	21.22	2001	SH At BW 2001
			Mayme Andrus	23.82	2014	Mini Champs - 6 & U...
			Mayme Andrus	21.46	2014	Mini Champs - 6 & U...

Records Display within Events

As records are broken, new records will display within the event heat and lane.

→ See the [Meet Maestro Results Entry](#) article for more on this topic.

EVENT	HEAT	LANE	STANDINGS	WOMEN	MEN	COMBINED
32 100M IM Boys 10 & Under	< 1 >		Sharks Red Team	16	16	32
			Waves Blue Team	10	10	20

LANE	TEAM	ATHLETE	SEED TIME	TIMER 1	TIMER 2	TIMER 3	RESULT TIME	DQ	OFFICIAL TIME (SCM/TIME)	HEAT PLACE	PLACE	PPS
1	TW	Gilkenso, Scott (11)	NT	1:20.10			1:20.23	---	POOL 01 1:20.23	7		
2	TW	Riter, Scott (10)	NT	1:17.40			1:17.53	---	POOL 01 1:17.53	4		
3	TW	Wimer, Dale (10)	NT	1:16.53			1:16.66	---	POOL 01 1:16.66	3		

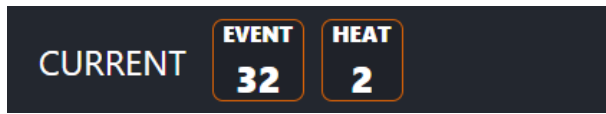
Automated Timing Systems Additions

When using an automated timing system such as CTS Dolphin, there are additional user interface information that displays such as a timing system bar and current event/heat status bar.

Timing System Bar



Current Event/Heat Status Bar



→ See [Running Meet Maestro with CTS Dolphin Wireless Timing System](#)