


HEADS UP CONCUSSION ACTION PLAN



IF YOU SUSPECT THAT AN ATHLETE HAS A CONCUSSION, YOU SHOULD TAKE THE FOLLOWING STEPS:

1. Remove the athlete from play.
2. Ensure that the athlete is evaluated by a health care professional experienced in evaluating for concussion. Do not try to judge the seriousness of the injury yourself.
3. Inform the athlete's parents or guardians about the possible concussion and give them the fact sheet on concussion.
4. Keep the athlete out of play the day of the injury. An athlete should only return to play with permission from a health care professional, who is experienced in evaluating for concussion.

▶ **"IT'S BETTER TO MISS
ONE GAME THAN THE
WHOLE SEASON."**



CONCUSSION SIGNS AND SYMPTOMS

Athletes who experience one or more of the signs and symptoms listed below after a bump, blow, or jolt to the head or body may have a concussion.

SYMPTOMS REPORTED BY ATHLETE

- Headache or "pressure" in head
- Nausea or vomiting
- Balance problems or dizziness
- Double or blurry vision
- Sensitivity to light
- Sensitivity to noise
- Feeling sluggish, hazy, foggy, or groggy
- Concentration or memory problems
- Confusion
- Just not "feeling right" or is "feeling down"


SIGNS OBSERVED BY COACHING STAFF

- Appears dazed or stunned
- Is confused about assignment or position
- Forgets an instruction
- Is unsure of game, score, or opponent
- Moves clumsily
- Answers questions slowly
- Loses consciousness (even briefly)
- Shows mood, behavior, or personality changes
- Can't recall events prior to hit or fall

JOIN THE CONVERSATION AT www.facebook.com/CDCHeadsUp

TO LEARN MORE GO TO WWW.CDC.GOV/CONCUSSION

Concussions affect each child and teen differently. While most children and teens with a concussion feel better within a couple of weeks, some will have symptoms for months or longer. Talk with your children's or teens' health care provider if their concussion symptoms do not go away or if they get worse after they return to their regular activities.



What Are Some More Serious Danger Signs to Look Out For?

In rare cases, a dangerous collection of blood (hematoma) may form on the brain after a bump, blow, or jolt to the head or body and can squeeze the brain against the skull. Call 9-1-1 or take your child or teen to the emergency department right away if, after a bump, blow, or jolt to the head or body, he or she has one or more of these danger signs:

- One pupil larger than the other.
- Drowsiness or inability to wake up.
- A headache that gets worse and does not go away.
- Slurred speech, weakness, numbness, or decreased coordination.
- Repeated vomiting or nausea, convulsions or seizures (shaking or twitching).
- Unusual behavior, increased confusion, restlessness, or agitation.
- Loss of consciousness (passed out/knocked out). Even a brief loss of consciousness should be taken seriously.

➤ **Children and teens who continue to play while having concussion symptoms or who return to play too soon—while the brain is still healing—have a greater chance of getting another concussion. A repeat concussion that occurs while the brain is still healing from the first injury can be very serious and can affect a child or teen for a lifetime. It can even be fatal.**

Revised 5/2015

Discuss the risks of concussion and other serious brain injury with your child or teen and have each person sign below.

Detach the section below and keep this information sheet to use at your children's or teens' games and practices to help protect them from concussion or other serious brain injury.

- I learned about concussion and talked with my parent or coach about what to do if I have a concussion or other serious brain injury.

Athlete Name Printed: _____ Date: _____

Athlete Signature: _____

- I have read this fact sheet for parents on concussion with my child or teen and talked about what to do if they have a concussion or other serious brain injury.

Parent or Legal Guardian Name Printed: _____ Date: _____

Parent or Legal Guardian Signature: _____


What Should I Do If My Child or Teen Has a Possible Concussion?

As a parent, if you think your child or teen may have a concussion, you should:

1. Remove your child or teen from play.
2. Keep your child or teen out of play the day of the injury. Your child or teen should be seen by a health care provider and only return to play with permission from a health care provider who is experienced in evaluating for concussion.
3. Ask your child's or teen's health care provider for written instructions on helping your child or teen return to school. You can give the instructions to your child's or teen's school nurse and teacher(s) and return-to-play instructions to the coach and/or athletic trainer.

Do not try to judge the severity of the injury yourself. Only a health care provider should assess a child or teen for a possible concussion. Concussion signs and symptoms often show up soon after the injury. But you may not know how serious the concussion is at first, and some symptoms may not show up for hours or days.

The brain needs time to heal after a concussion. A child's or teen's return to school and sports should be a gradual process that is carefully managed and monitored by a health care provider.



To learn more, go to www.cdc.gov/HEADSUP

You can also download the CDC *HEADS UP* app to get concussion information at your fingertips. Just scan the QR code pictured at left with your smartphone.